

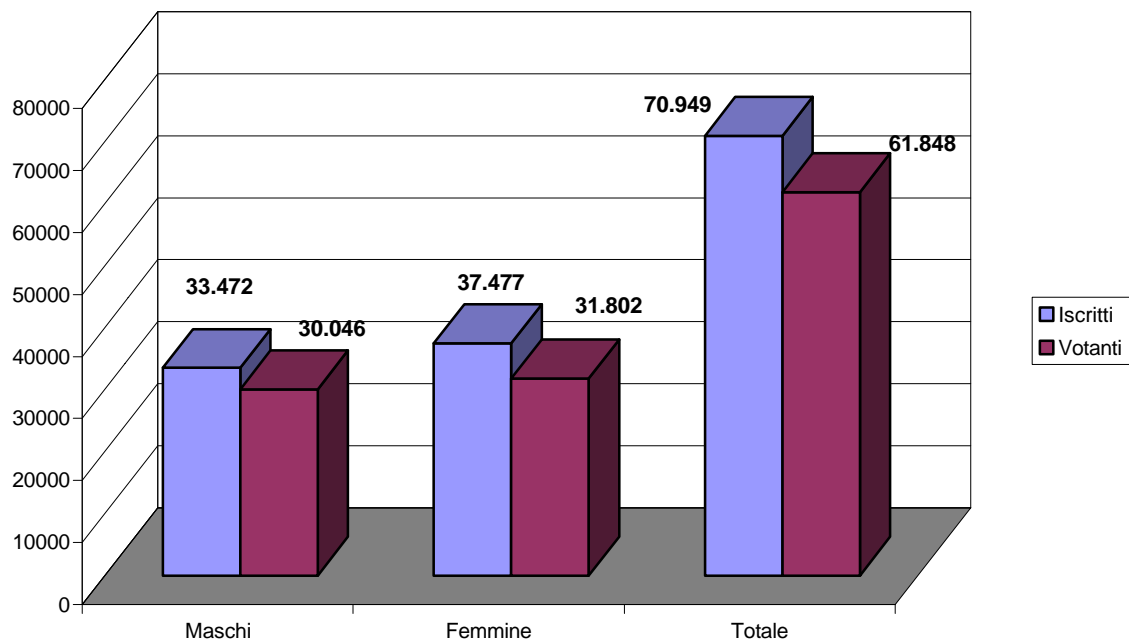
ELEZIONI POLITICHE DEL 13 MAGGIO 2001

ELEZIONE DEL SENATO DELLA REPUBBLICA

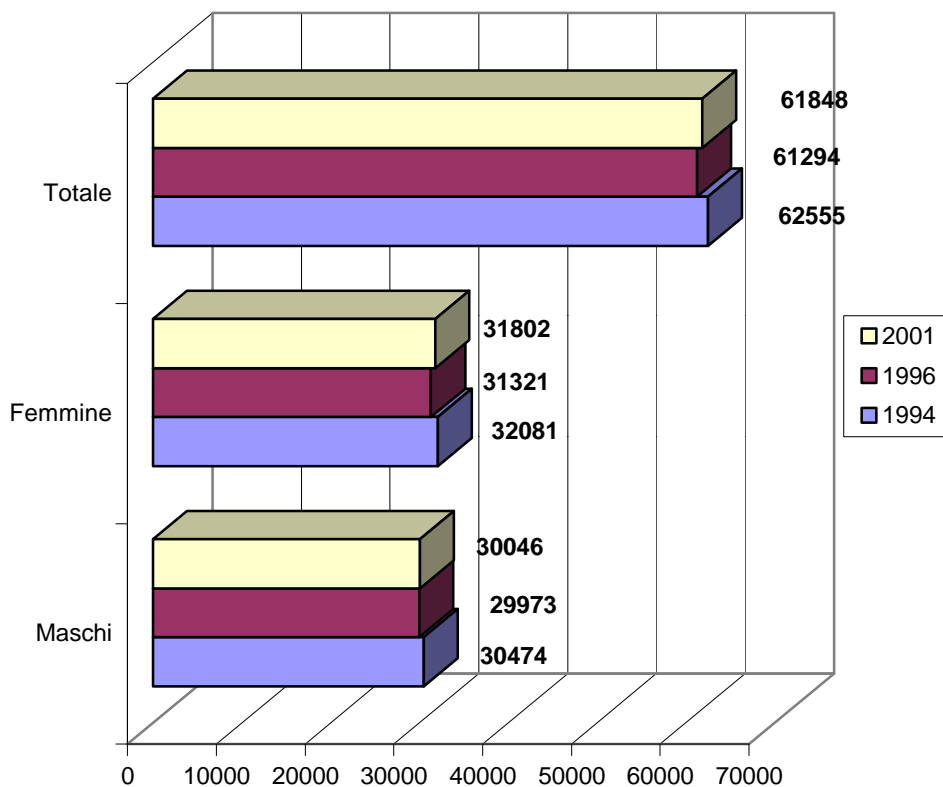
Collegio Uninomiale N. 7

CANDIDATO	VOTI	%
Bettoni Monica L'Ulivo per Rutelli	27.585	46,3
Scognamiglio Fioravante Lista Bonino	1.006	1,69
Gregucci Massimo Democrazia Europea	986	1,65
Cordone Angelo Maria Partito Rifondazione Comunista	3.021	5,07
Serraino Angela Lista Di Pietro	1.026	1,72
Sestini Grazia La Casa delle Libertà	25.958	43,57

Elezioni Politiche 13 maggio 2001 SENATO DELLA REPUBBLICA

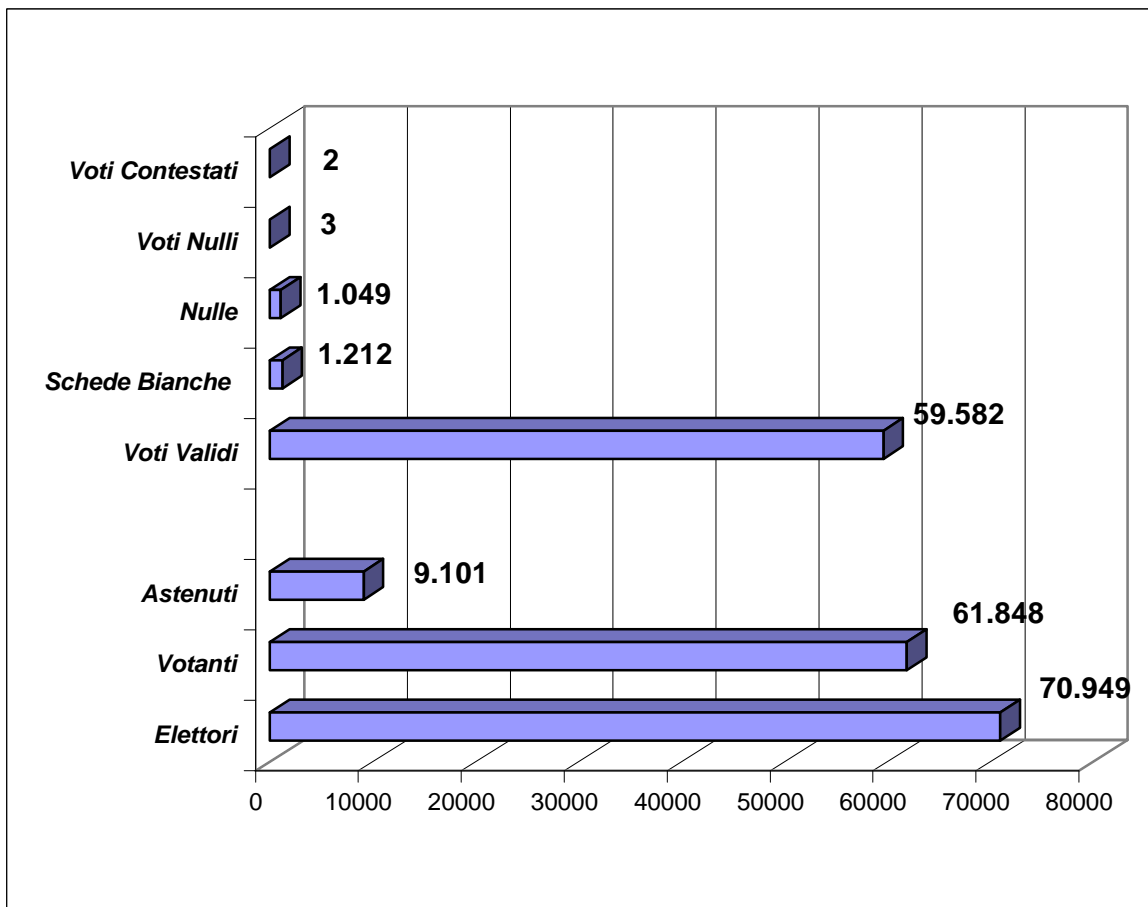


1.1 Affluenza alle Urne

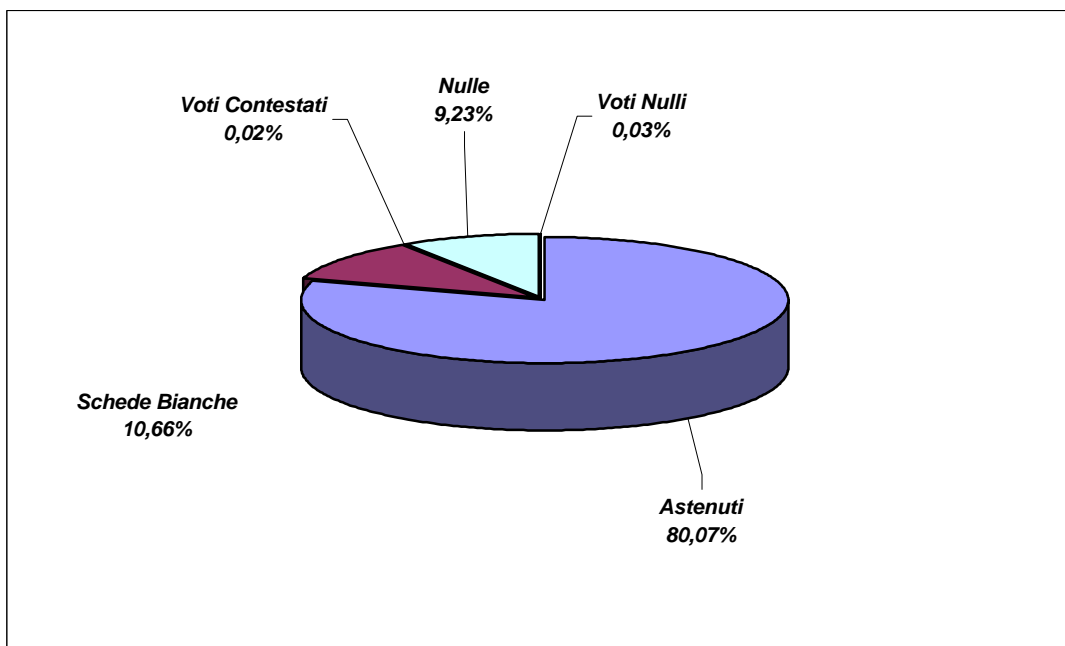


1.2 Affluenza alle Urne nelle varie consultazioni

Elezioni Politiche 13 maggio 2001 SENATO DELLA REPUBBLICA



1.3 Astenuti e Voti non espressi



1.4 Andamento percentuale Astenuti e Voti non espressi

Elezioni Politiche del 13 maggio 2001
Elezione SENATO DELLA REPUBBLICA
Collegio Uninomiale n.7

Sezione	Elettori	Votanti	% astensione	BETTONI MONICA	SCOGNAMIGLIO FIRAVALANTE	GRECUCCI MASSIMO	CARDONE A.MARIA	SERRAINO ANGELA	SESTINI GRAZIA	Sk. Bianche	Sk. Nulle	Voti Nulli
1	861	692	19,63	287	21	2	39	15	299	8	20	0
2	566	447	21,02	170	9	13	38	6	199	6	6	0
3	324	252	22,22	99	9	7	10	2	112	7	6	0
4	693	565	18,47	213	13	5	17	6	293	10	8	0
5	593	488	17,71	141	12	7	13	10	281	15	9	0
6	796	689	13,44	261	25	27	21	9	327	10	9	0
7	642	496	22,74	190	25	17	31	15	201	13	4	0
8	785	650	17,20	246	18	9	25	10	304	18	20	0
9	944	821	13,03	228	18	23	31	10	488	12	11	0
10	759	640	15,68	287	9	13	28	9	270	11	13	0
11	992	845	14,82	467	10	14	49	11	264	17	13	0
12	866	734	15,24	324	14	9	30	16	312	11	18	0
13	812	692	14,78	233	24	13	25	16	353	16	12	0
14	999	878	12,11	399	16	16	39	16	360	15	17	0
15	832	736	11,54	309	15	14	22	10	343	12	10	1
16	529	486	8,13	235	13	11	28	10	169	8	12	0
17	445	395	11,24	229	7	7	24	4	116	4	4	0
18	1.019	903	11,38	433	13	6	39	12	365	21	14	0
19	1.113	989	11,14	469	12	17	56	17	398	9	11	0
20	665	549	17,44	282	7	9	33	14	185	9	10	0
21	850	718	15,53	343	3	12	20	11	292	16	21	0
22	685	552	19,42	224	4	10	28	11	241	17	17	0
23	882	777	11,90	347	15	6	26	11	344	18	8	2
24	1.048	906	13,55	475	13	11	45	16	322	13	11	0
25	1.039	887	14,63	351	21	12	35	16	425	13	14	0
26	926	823	11,12	291	23	14	13	19	440	13	10	0
27	715	631	11,75	254	7	17	31	10	294	12	6	0
28	1.057	913	13,62	409	22	10	50	14	379	13	16	0
29	940	851	9,47	450	10	27	38	11	286	18	11	0
30	709	624	11,99	255	16	9	28	9	284	13	10	0
31	799	703	12,02	323	8	6	45	7	276	17	21	0
32	914	821	10,18	282	11	10	23	13	461	10	11	0
33	909	772	15,07	221	15	18	27	14	450	16	11	0
34	877	785	10,49	277	19	12	26	16	418	10	7	0
35	896	759	15,29	313	13	12	18	17	368	11	7	0
36	848	743	12,38	261	10	12	22	15	401	15	7	0
37	1.132	988	12,72	359	20	29	32	30	498	8	12	0
38	1.103	985	10,70	436	28	8	44	9	428	18	14	0
39	948	814	14,14	338	12	9	29	11	385	18	12	0
40	747	649	13,12	258	11	12	10	10	328	13	7	0
41	878	745	15,15	312	13	10	26	13	348	11	12	0
42	855	737	13,80	296	13	8	36	18	343	12	11	0
43	825	742	10,06	356	10	6	18	13	311	15	13	0
44	999	877	12,21	378	10	14	47	8	392	13	15	0
45	958	860	10,23	388	13	15	34	21	365	14	10	0
46	838	750	10,50	334	13	16	19	13	327	15	13	0
47	949	812	14,44	416	12	7	56	13	272	20	16	0
48	808	742	8,17	354	16	5	46	22	271	7	21	0
49	897	823	8,25	438	8	11	69	9	265	11	12	0
50	642	538	16,20	258	10	10	34	8	202	10	6	0

Elezioni Politiche del 13 maggio 2001
Elezione SENATO DELLA REPUBBLICA
Collegio Uninomiale n.7

Sezione	Elettori	Votanti	% astensione	BETTONI MONICA	SCOGNAMIGLIO FIRAVALANTE	GRECUCCI MASSIMO	CARDONE A.MARIA	SERRAINO ANGELA	SESTINI GRAZIA	Sk. Bianche	Sk. Nulle	Voti Nulli
51	776	682	12,11	327	10	8	36	9	270	12	10	0
52	771	710	7,91	361	12	14	31	9	256	15	12	0
53	894	753	15,77	336	8	10	35	17	305	21	21	0
54	858	730	14,92	342	14	8	30	13	300	13	10	0
55	657	574	12,63	274	6	6	30	13	222	12	11	0
56	1.346	1200	10,85	567	16	11	61	14	480	33	18	0
57	796	665	16,46	272	0	8	33	5	321	15	11	0
58	743	657	11,57	363	4	5	36	14	213	9	12	0
59	869	780	10,24	419	9	5	56	11	252	13	15	0
60	790	703	11,01	341	8	12	52	8	262	11	9	0
61	1.308	1157	11,54	517	18	19	67	20	481	24	11	0
62	898	824	8,24	380	10	7	38	12	337	15	25	0
63	1.035	868	16,14	395	14	11	51	11	345	25	16	0
64	570	492	13,68	230	6	6	21	11	203	10	5	0
65	490	416	15,10	171	4	7	25	2	177	18	12	0
66	534	456	14,61	220	4	7	26	5	174	11	9	0
67	904	794	12,17	383	8	14	47	11	299	15	17	0
68	720	598	16,94	274	9	6	27	10	247	12	13	0
69	893	798	10,64	389	10	6	39	14	306	13	21	0
70	677	615	9,16	285	11	8	61	9	217	12	12	0
71	1.091	948	13,11	509	7	5	42	11	331	32	11	0
72	1.088	967	11,12	414	18	11	41	19	429	22	13	0
73	1.008	877	13,00	365	6	21	26	10	424	12	13	0
74	478	426	10,88	187	7	9	29	7	175	6	6	0
75	896	796	11,16	345	9	8	56	13	330	21	14	0
76	984	889	9,65	418	7	13	33	12	382	16	8	0
77	935	830	11,23	359	11	19	35	27	341	23	15	0
78	1.120	968	13,57	434	14	19	85	18	363	16	19	0
79	939	778	17,15	410	10	16	70	9	223	23	17	0
80	1.083	956	11,73	510	10	16	68	9	308	20	15	0
81	647	570	11,90	281	5	15	22	10	217	6	14	0
82	603	547	9,29	254	6	13	28	12	213	12	9	0
83	632	536	15,19	267	10	18	41	9	163	14	14	0
84	787	659	16,26	326	9	16	48	7	208	29	16	0
85	100	72	28,00	44	1	4	6	0	15	1	1	0
86	121	111	8,26	45	0	2	8	5	46	4	1	0
87	0	134		59	5	3	6	2	54	2	3	0
88	0	38		13	1	3	2	2	14	2	1	0
	70.949	61.848	12,83	27.585	1.006	986	3.021	1.026	25.958	1.212	1.049	3

ELEZIONI POLITICHE DEL 13 MAGGIO 2001

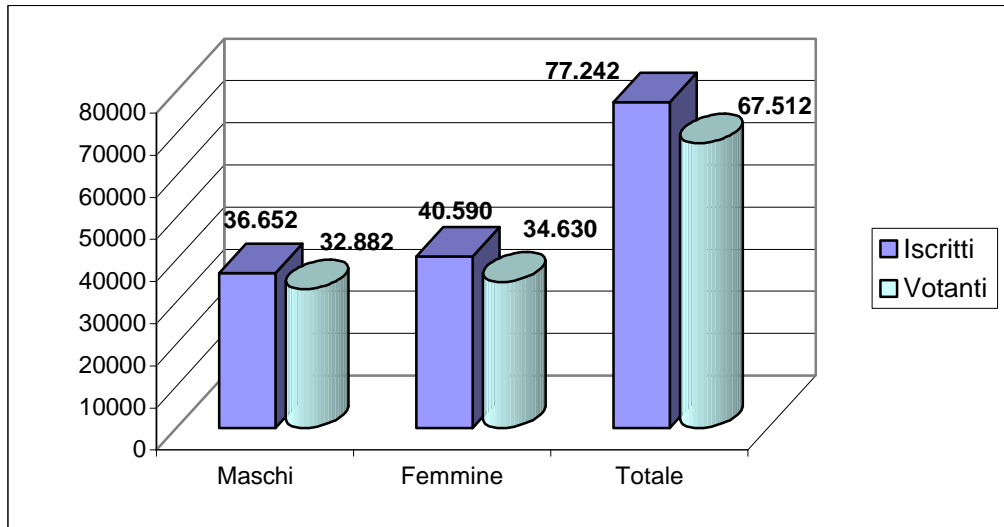
ELEZIONE DELLA CAMERA DEI DEPUTATI

CIRCOSCRIZIONE TOSCANA Collegio Uninomiale N.14

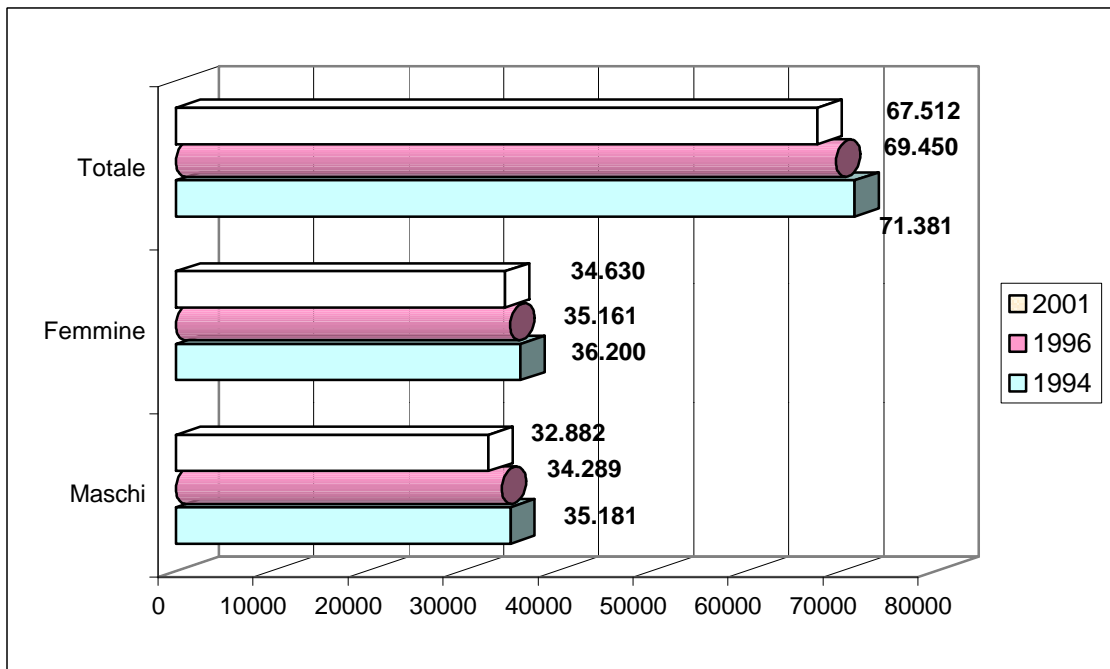
CANDIDATO	VOTI	%
Tenti Massimo Democrazia Europea	1.292	2,00
Mascagni Eugenio Lista Bonino	1.331	2,06
Vanni Romolo Lista Di Pietro	1.217	1,88
Fanfani Giuseppe L'Ulivo per Rutelli	32.967	51,00
Bianconi Maurizio La Casa delle Libertà	27.832	43,06

Elezioni Politiche 13 maggio 2001 CAMERA DEI DEPUTATI

Collegio Uninomiale n° 14



2.1 Affluenza alle Urne



2.2 Affluenza alle Urne nelle varie consultazioni

Elezioni Politiche del 13 maggio 2001

Elezione CAMERA DEI DEPUTATI

Collegio Uninomiale n.14

Sezione	Elettori	VOTANTI				VOTI DI LISTA					NON ASSEGNATI			
		Maschi	Femmine	Maschi + Femmine	% astensione	TENTI Massimo	MASCAGNI Eugenio	VANNI Romolo	FANFANI Giuseppe	BIANCONI Maurizio	Voti Contestati non assegnati	Sk. Bianche	Sk. Nulle	Voti Nulli
1	930	363	385	748	19,57	8	29	19	340	318	0	6	28	0
2	595	225	248	473	20,50	13	10	11	204	203	0	17	14	1
3	350	118	154	272	22,29	8	10	3	120	117	0	4	10	0
4	744	280	324	604	18,82	7	17	10	251	295	0	13	11	0
5	637	236	285	521	18,21	11	16	11	168	288	0	14	13	0
6	872	324	426	750	13,99	25	30	7	326	336	0	16	10	0
7	690	262	271	533	22,75	20	34	17	228	214	0	14	6	0
8	856	334	379	713	16,71	9	18	10	309	334	0	17	16	0
9	1.010	374	495	869	13,96	31	16	15	295	493	0	9	10	0
10	823	332	363	695	15,55	19	13	13	333	281	0	18	18	0
11	1.062	439	467	906	14,69	13	16	18	538	279	0	22	20	0
12	949	388	420	808	14,86	10	25	17	375	346	0	13	22	0
13	864	326	410	736	14,81	14	22	15	277	375	0	22	11	0
14	1.069	443	495	938	12,25	18	21	12	477	370	0	16	24	0
15	898	398	402	800	10,91	16	17	15	352	370	0	16	13	1
16	574	258	270	528	8,01	15	15	8	279	179	0	12	17	3
17	490	219	213	432	11,84	10	9	7	268	125	0	5	8	0
18	1.124	473	529	1.002	10,85	6	18	13	515	404	0	22	24	0
19	1.236	549	556	1.105	10,60	17	16	15	562	455	0	15	25	0
20	720	278	320	598	16,94	15	8	14	337	203	0	8	13	0
21	927	400	392	792	14,56	14	13	12	403	313	0	15	22	0
22	739	280	320	600	18,81	15	10	13	269	257	0	16	20	0
23	949	402	436	838	11,70	21	16	11	398	358	6	18	9	1
24	1.117	467	506	973	12,89	16	14	24	537	355	0	16	11	0
25	1.129	449	520	969	14,17	14	24	17	416	457	1	23	17	0
26	999	415	472	887	11,21	34	26	16	335	454	0	10	12	0
27	750	340	321	661	11,87	21	18	10	288	305	0	11	8	0
28	1.146	493	501	994	13,26	15	22	14	481	415	0	26	21	0
29	1.015	443	478	921	9,26	24	10	21	514	311	0	25	16	0
30	772	346	337	683	11,53	8	14	12	301	316	0	20	12	0
31	868	388	373	761	12,33	8	6	15	394	297	0	14	27	0
32	971	441	438	879	9,47	18	22	14	318	475	0	20	12	0
33	971	376	451	827	14,83	27	21	12	275	463	0	11	18	0
34	972	388	479	867	10,80	19	24	13	349	439	0	10	13	0
35	965	380	440	820	15,03	26	15	12	363	384	0	13	7	0
36	927	389	424	813	12,30	16	18	16	310	427	0	17	9	0
37	1.226	505	563	1.068	12,89	31	24	20	456	511	0	12	14	0
38	1.203	502	578	1.080	10,22	11	34	16	502	470	0	27	20	0
39	1.025	408	477	885	13,66	16	23	13	386	413	0	16	18	0
40	816	315	397	712	12,75	15	11	14	303	346	0	12	11	0
41	950	387	422	809	14,84	11	18	12	364	375	0	9	20	0
42	925	376	424	800	13,51	19	24	18	349	355	0	15	20	0
43	875	375	413	788	9,94	6	17	23	398	322	0	9	13	0
44	1.106	473	504	977	11,66	16	11	14	465	436	0	15	20	0
45	1.038	444	487	931	10,31	23	14	23	455	389	0	10	17	0
46	906	382	433	815	10,04	19	14	17	377	358	0	16	14	0
47	1.061	431	482	913	13,95	15	21	19	508	303	3	28	16	0
48	890	412	402	814	8,54	10	14	20	428	302	0	15	25	0
49	1.018	457	479	936	8,06	21	12	14	561	292	0	16	20	0
50	729	300	315	615	15,64	9	10	8	330	230	2	17	9	0
51	855	382	369	751	12,16	15	12	14	383	299	0	15	13	0
52	860	377	411	788	8,37	11	13	10	434	285	0	18	17	0
53	959	414	396	810	15,54	14	7	18	392	326	0	24	29	0
54	924	401	394	795	13,96	12	16	19	397	329	0	12	10	0
55	715	314	312	626	12,45	9	11	19	327	233	0	16	11	0
56	1.455	631	668	1.299	10,72	27	22	17	664	514	0	35	20	0
57	897	369	387	756	15,72	9	17	8	350	339	0	19	14	0
58	804	369	341	710	11,69	10	8	20	428	219	0	10	15	0
59	947	434	421	855	9,71	13	12	15	498	277	0	19	21	0
60	877	389	391	780	11,06	14	12	14	423	289	0	16	12	0
61	1.424	621	639	1.260	11,52	15	20	28	624	514	0	39	20	0
62	1.001	451	469	920	8,09	15	12	14	448	373	0	22	36	0

Sezione	Elettori	VOTANTI				VOTI DI LISTA					NON ASSEGNATI			
		Maschi	Femmine	Maschi + Femmine	% astensione	TENTI Massimo	MASCAGNI Eugenio	VANNI Romolo	FANFANI Giuseppe	BIANCONI Maurizio	Voti Contestati non assegnati	Sk. Bianche	Sk. Nulle	Voti Nulli
63	1.112	477	461	938	15,65	11	14	21	467	375	0	35	15	0
64	628	276	270	546	13,06	9	10	12	275	222	0	9	9	0
65	525	237	206	443	15,62	7	12	6	204	179	0	23	12	0
66	587	246	250	496	15,50	12	15	6	264	179	0	10	10	0
67	980	432	431	863	11,94	18	9	12	461	321	0	26	16	0
68	784	326	326	652	16,84	10	10	13	341	247	0	11	20	0
69	975	439	440	879	9,85	7	9	19	460	338	0	16	30	0
70	747	350	329	679	9,10	9	19	9	364	237	0	22	19	0
71	1.210	531	526	1.057	12,64	11	10	20	611	354	0	37	14	0
72	1.190	545	520	1.065	10,50	17	22	22	489	468	0	30	17	0
73	1.107	494	472	966	12,74	24	13	13	418	460	0	18	20	0
74	536	234	247	481	10,26	12	12	10	233	190	0	16	8	0
75	987	446	428	874	11,45	14	8	10	435	349	0	29	29	0
76	1.065	494	473	967	9,20	13	12	11	476	416	0	26	13	0
77	1.010	446	450	896	11,29	17	14	24	446	357	0	22	16	0
78	1.240	546	530	1.076	13,23	17	19	13	571	411	0	19	26	0
79	1.036	440	429	869	16,12	21	13	19	513	262	1	19	21	0
80	1.169	507	531	1.038	11,21	20	16	14	613	332	0	26	17	0
81	704	308	314	622	11,65	13	11	13	330	236	0	9	10	0
82	646	296	290	586	9,29	16	8	8	306	231	0	8	9	0
83	710	312	298	610	14,08	17	13	14	340	197	0	12	17	0
84	857	366	356	722	15,75	14	10	11	407	229	0	32	19	0
85	111	45	37	82	26,13	4	0	1	56	16	0	2	3	0
86	130	63	57	120	7,69	4	2	3	53	49	0	5	4	0
87	0	70	67	137		7	6	3	62	52	0	5	2	0
88	0	21	18	39		1	2	1	17	15	0	2	1	0
Tot.	77.242	32.882	34.630	67.512	12,60	1.292	1.331	1.217	32.967	27.832	13	1.475	1.379	6
						2,00	2,06	1,88	51,00	43,06				
PERCENTUALI														

ELEZIONI POLITICHE DEL 13 MAGGIO 2001

ELEZIONE DELLA CAMERA DEI DEPUTATI

Elezioni di n. 10 Deputati con il Sistema Proporzionale

Lista	Voti	%
Democratici di Sinistra	15.257	23,670
Lista Pappella Bonino	1.437	2,230
Partito Comunisti Italiani	1.396	2,170
Movimento Confeder. Comunisti	91	0,140
Lista di Pietro	1.408	2,180
Partito Rifondazione Comunista	3.879	6,020
Democrazia è Libertà - Margherita	8.961	13,900
Forza Italia	16.238	25,190
Lega Nord	324	0,500
Alleanza Nazionale	11.100	17,220
Nuovo Partito Socialista	542	0,840
Democrazia Europea	766	1,190
CCD - CDU	1.327	2,060
Abolizione Scorporo No ai Ribaltori	51	0,080
Verdi - SDI Girasole	1.693	2,630

Elezioni Politiche del 13 maggio 2001
Elezione CAMERA DEI DEPUTATI
sistema proporzionale

SEZIONE	Democratici Sinistra	Lista Pannella Bonino	Comunisti Italiani	Movimento Conf. Comunisti	Lista di Pietro	Rifondazione Comunista	La Margherita	Forza Italia	Legga Nord	Alleanza Nazionale	Nuovo PSI	Democrazia Europea	CCD -CDU	Contro i Ribaltoni	Verdi - SDI Girasole
1	132	31	19	0	21	56	97	170	2	130	3	4	15	0	33
2	81	9	5	0	7	50	51	121	1	86	3	9	11	0	17
3	32	14	13	1	8	18	30	53	1	58	2	8	4	0	17
4	84	25	16	1	12	26	72	162	5	127	4	2	16	0	20
5	68	18	9	2	12	15	47	160	2	135	2	6	5	0	14
6	111	30	11	2	12	36	111	192	6	142	4	22	27	0	23
7	81	27	17	0	15	35	67	123	2	87	2	18	16	1	21
8	133	18	12	0	12	34	91	189	2	140	6	9	13	1	22
9	97	24	9	0	14	44	95	270	3	208	4	21	28	0	22
10	135	11	18	2	11	45	106	180	4	106	4	15	6	0	24
11	282	24	27	2	14	60	124	176	5	94	4	9	12	2	33
12	168	20	9	1	20	42	110	177	6	157	9	8	20	0	28
13	116	28	13	1	21	30	81	217	7	141	6	10	15	0	23
14	199	19	27	1	22	60	130	190	2	165	8	13	22	2	29
15	155	20	11	1	20	33	110	195	2	170	9	9	14	0	15
16	125	16	12	0	13	29	89	114	2	68	2	7	5	0	13
17	139	7	8	0	12	41	61	70	1	53	2	2	11	0	10
18	267	19	15	1	27	45	120	227	3	167	9	4	16	0	31
19	242	14	22	0	22	68	182	268	7	191	13	9	16	1	13
20	161	8	20	1	19	37	84	120	3	75	6	8	11	2	18
21	197	15	14	2	22	32	104	181	7	121	2	10	15	2	21
22	121	9	18	0	9	37	75	150	2	97	3	8	17	0	16
23	183	14	15	3	14	44	108	209	1	151	4	10	15	0	24
24	292	13	22	0	17	54	121	206	4	148	7	9	9	0	28
25	179	31	11	1	20	45	114	230	5	218	10	11	21	0	37
26	131	24	9	0	17	18	119	252	3	190	5	16	32	1	37
27	148	24	7	0	11	30	76	167	4	119	7	14	20	0	16
28	242	27	16	0	25	60	111	228	4	178	7	5	12	3	34
29	259	12	20	0	15	68	132	184	5	112	11	18	23	0	15
30	154	15	11	0	11	36	80	159	6	150	3	4	14	0	17
31	189	9	22	1	12	58	94	168	2	129	3	5	10	0	19
32	142	22	6	0	19	21	107	274	4	189	7	10	24	2	25

SEZIONE	Democratici Sinistra	Lista Pannella Bonino	Comunisti Italiani	Movimento Conf. Comunisti	Lista di Pietro	Rifondazione Comunista	La Margherita	Forza Italia	Lega Nord	Alleanza Nazionale	Nuovo PSI	Democrazia Europea	CCD - CDU	Contro i Ribaltoni	Verdi - SDI Girasole
33	104	21	10	1	14	32	100	236	5	227	4	13	22	0	19
34	135	37	15	0	28	41	97	258	3	181	1	15	11	0	26
35	168	19	16	4	22	26	91	246	4	127	3	17	23	2	21
36	124	22	5	1	23	35	94	260	2	159	7	9	17	1	19
37	150	22	7	1	35	37	171	252	8	260	9	15	37	0	42
38	219	39	13	0	21	62	169	279	10	181	6	2	11	2	22
39	182	16	12	1	15	34	125	229	4	177	6	12	10	2	22
40	110	26	3	1	17	20	98	210	5	139	4	16	13	0	26
41	162	22	17	0	19	30	112	180	3	174	12	12	17	0	12
42	151	27	15	0	20	36	104	210	8	144	4	14	13	0	22
43	191	16	11	0	18	41	112	186	3	138	3	4	11	0	24
44	212	22	18	0	14	52	137	255	5	152	9	13	25	0	19
45	208	15	14	1	29	46	126	218	2	166	13	11	22	1	25
46	212	24	14	0	16	26	93	212	3	134	5	7	16	0	13
47	270	18	23	2	16	73	125	175	5	128	8	4	16	1	12
48	207	16	12	1	25	63	112	169	5	130	1	3	10	0	21
49	269	13	17	1	20	81	148	177	3	111	9	8	14	0	21
50	161	12	13	0	9	54	83	135	3	84	8	6	6	0	18
51	208	21	14	2	14	48	81	180	3	112	5	11	10	0	9
52	187	12	15	1	12	51	140	163	4	123	7	5	15	0	21
53	164	15	12	1	27	57	113	213	2	106	5	5	16	1	8
54	172	16	26	0	23	41	111	187	1	144	8	3	12	1	13
55	191	7	13	1	15	30	74	161	1	76	9	4	8	0	7
56	335	18	29	3	18	74	190	327	9	182	13	9	14	2	18
57	152	13	23	1	10	42	89	228	2	115	4	3	10	1	17
58	248	5	19	1	16	43	85	167	0	60	5	4	7	1	9
59	275	11	22	0	14	62	120	183	3	96	7	3	13	4	5
60	217	8	18	3	4	62	104	199	6	84	10	8	19	0	13
61	305	20	24	2	31	79	158	320	5	191	9	14	24	2	20
62	243	13	13	1	18	47	121	240	5	135	4	7	14	0	12
63	200	16	28	2	20	53	123	206	3	164	9	7	24	1	24
64	125	4	12	1	10	33	63	137	2	85	4	3	16	1	23
65	75	5	12	1	6	31	74	121	3	57	5	3	10	0	4
66	109	10	13	1	5	39	78	100	3	69	2	5	15	0	21
67	201	13	25	2	11	53	120	200	7	99	9	21	12	1	40
68	149	16	14	2	16	32	93	155	6	97	5	7	9	0	18
69	227	13	19	1	22	49	124	198	7	129	4	8	13	1	24
70	170	15	34	2	7	81	66	155	4	76	4	4	15	0	16

SEZIONE	Democratici Sinistra	Lista Pannella Bonino	Comunisti Italiani	Movimento Conf. Comunisti	Lista di Pietro	Rifondazione Comunista	La Margherita	Forza Italia	Lega Nord	Alleanza Nazionale	Nuovo PSI	Democrazia Europea	CCD - CDU	Contro i Ribaltoni	Verdi - SDI Girasole
71	317	10	52	4	13	54	138	215	3	134	10	7	17	0	27
72	228	19	20	1	32	50	145	248	4	204	12	15	26	0	14
73	191	22	20	2	11	41	120	278	3	166	7	10	24	1	30
74	113	9	13	0	10	33	69	93	4	102	4	6	4	1	3
75	204	12	14	1	19	62	109	185	3	161	9	7	21	0	21
76	265	11	21	3	18	52	94	263	9	137	12	11	16	0	12
77	176	19	21	4	23	61	118	228	2	139	14	8	18	2	18
78	258	21	33	1	18	87	142	249	3	140	18	14	23	1	24
79	237	15	24	2	12	78	136	165	3	89	9	9	22	0	20
80	310	15	24	2	20	69	152	202	2	129	7	14	12	1	23
81	164	10	14	1	19	25	87	141	5	86	7	11	13	1	16
82	154	9	8	0	10	47	60	125	2	95	10	8	15	1	19
83	125	13	22	1	17	46	108	126	5	59	2	7	17	0	15
84	196	9	20	4	10	45	113	135	2	97	5	6	12	1	19
85	20	1	0	0	1	7	15	11	1	7	1	2	11	0	0
86	23	1	2	0	5	10	16	22	1	21	1	1	5	0	2
87	34	5	2	0	3	7	14	32	2	18	2	1	4	0	8
88	9	1	2	0	1	2	2	11	0	2	1	1	2	0	1
Tot.	15.257	1.437	1.396	91	1.408	3.879	8.961	16.238	324	11.100	542	766	1.327	51	1.693
%	23,67	2,23	2,17	0,14	2,18	6,02	13,90	25,19	0,50	17,22	0,84	1,19	2,06	0,08	2,63

Elezioni Politiche del 13 maggio 2001

Elezione CAMERA DEI DEPUTATI

sistema proporzionale

Sezione	ELETTORI			VOTANTI				NON ASSEGNATI			
	Maschi	Femmine	Maschi + Femmine	Maschi	Femmine	Maschi + Femmine	% astensione	Voti Contestati non assegnati	Sk. Bianche	Sk. Nulle	Voti Nulli
1	449	481	930	363	385	748	19,57	0	11	24	0
2	273	322	595	225	248	473	20,50	0	17	5	0
3	151	199	350	118	154	272	22,29	0	6	7	0
4	339	405	744	280	324	604	18,82	0	20	12	0
5	276	361	637	236	285	521	18,21	0	15	11	0
6	374	498	872	324	426	750	13,99	0	9	12	0
7	321	369	690	262	272	534	22,61	0	13	9	0
8	379	477	856	334	379	713	16,71	0	18	13	0
9	429	581	1.010	374	495	869	13,96	0	14	12	4
10	375	448	823	332	363	695	15,55	0	17	11	0
11	507	555	1.062	439	467	906	14,69	0	21	17	0
12	446	503	949	388	420	808	14,86	0	18	15	0
13	377	487	864	326	410	736	14,81	0	12	15	0
14	505	564	1.069	443	495	938	12,25	0	25	24	0
15	438	460	898	398	402	800	10,91	0	18	17	1
16	267	307	574	258	270	528	8,01	0	16	17	0
17	242	248	490	219	213	432	11,84	0	10	5	0
18	515	609	1.124	473	529	1.002	10,85	0	28	23	0
19	590	646	1.236	549	556	1.105	10,60	0	20	17	0
20	329	391	720	278	320	598	16,94	0	10	15	0
21	449	478	927	400	392	792	14,56	0	22	25	0
22	325	414	739	280	320	600	18,81	0	20	18	0
23	448	501	949	402	436	838	11,70	5	30	8	0
24	525	592	1.117	467	506	973	12,89	0	32	11	0
25	509	620	1.129	449	520	969	14,17	0	22	14	0
26	457	542	999	415	472	887	11,21	0	19	14	0
27	376	374	750	340	321	661	11,87	0	11	7	0
28	551	595	1.146	493	501	994	13,26	0	24	18	0
29	475	540	1.015	443	477	920	9,36	0	28	18	0
30	376	396	772	346	337	683	11,53	0	17	6	0
31	431	437	868	388	373	761	12,33	0	17	23	0
32	475	496	971	441	438	879	9,47	0	17	10	0
33	425	546	971	376	451	827	14,83	0	14	5	0
34	438	534	972	388	479	867	10,80	0	9	10	0
35	439	526	965	380	440	820	15,03	0	25	6	0
36	438	489	927	389	424	813	12,30	0	25	10	0
37	565	661	1.226	505	563	1.068	12,89	0	11	11	0
38	547	656	1.203	502	578	1.080	10,22	0	31	13	0
39	461	564	1.025	408	477	885	13,66	0	23	15	0
40	351	465	816	315	397	712	12,75	0	12	12	0
41	438	512	950	387	422	809	14,84	0	23	14	0
42	426	499	925	376	424	800	13,51	0	18	14	0
43	408	467	875	375	413	788	9,94	0	18	12	0
44	524	582	1.106	473	504	977	11,66	0	22	22	0
45	481	557	1.038	444	487	931	10,31	0	20	14	0
46	413	493	906	382	433	815	10,04	0	26	14	0
47	497	564	1.061	431	482	913	13,95	0	21	16	0
48	449	441	890	412	402	814	8,54	0	19	20	0
49	486	532	1.018	457	479	936	8,06	0	24	20	0
50	351	378	729	300	315	615	15,64	0	16	7	0

Elezioni Politiche del 13 maggio 2001

Elezioni CAMERA DEI DEPUTATI

sistema proporzionale

Sezione	ELETTORI			VOTANTI				NON ASSEGNATI			
	Maschi	Femmine	Maschi + Femmine	Maschi	Femmine	Maschi + Femmine	% astensione	Voti Contestati non assegnati	Sk. Bianche	Sk. Nulle	Voti Nulli
51	422	433	855	382	369	751	12,16	0	22	11	0
52	408	452	860	377	411	788	8,37	0	16	16	0
53	464	495	959	414	396	810	15,54	0	39	26	0
54	461	463	924	401	394	795	13,96	0	23	14	0
55	354	361	715	314	312	626	12,45	0	16	13	0
56	690	765	1.455	631	668	1.299	10,72	0	44	14	0
57	428	469	897	369	387	756	15,72	0	33	13	0
58	413	391	804	369	341	710	11,69	0	20	20	0
59	467	480	947	434	421	855	9,71	0	21	16	0
60	436	441	877	389	391	780	11,06	0	18	7	0
61	681	743	1.424	621	639	1.260	11,52	0	39	17	0
62	481	520	1.001	451	469	920	8,09	0	18	29	0
63	546	566	1.112	477	461	938	15,65	0	38	20	0
64	309	319	628	276	270	546	13,06	0	20	7	0
65	265	260	525	237	206	443	15,62	0	19	17	0
66	283	304	587	246	250	496	15,50	0	17	9	0
67	482	498	980	432	431	863	11,94	0	24	25	0
68	380	404	784	326	326	652	16,84	0	21	12	0
69	474	501	975	439	440	879	9,85	0	23	17	0
70	375	372	747	350	329	679	9,10	0	15	15	0
71	594	616	1.210	531	526	1.057	12,64	0	35	21	0
72	600	590	1.190	545	520	1.065	10,50	0	31	16	0
73	554	553	1.107	494	472	966	12,74	0	16	24	0
74	253	283	536	234	247	481	10,26	0	11	6	0
75	488	499	987	446	428	874	11,45	0	22	24	0
76	529	536	1.065	494	473	967	9,20	0	28	15	0
77	486	524	1.010	446	450	896	11,29	0	31	14	0
78	612	628	1.240	546	530	1.076	13,23	0	25	19	0
79	502	534	1.036	441	429	870	16,02	0	24	25	0
80	551	618	1.169	507	531	1.038	11,21	0	36	20	0
81	340	364	704	308	314	622	11,65	0	8	14	0
82	319	327	646	296	290	586	9,29	0	14	9	0
83	346	364	710	312	298	610	14,08	0	28	19	0
84	417	440	857	366	356	722	15,75	0	27	21	0
85	55	56	111	45	37	82	26,13	0	2	3	0
86	71	59	130	63	57	120	7,69	0	5	5	0
87	0	0	0	70	67	137		0	3	2	0
88	0	0	0	21	18	39		0	1	3	0
	36.652	40.590	77.242	32.883	34.630	67.513	12,60	5	1.767	1.266	5

Raffronto Elettori Votanti

Sezione	Camera dei deputati 1996			Comunali 1999			Regionali 2000			Camera dei deputati 2001		
	Elettori	Votanti	% astensione	Elettori	Votanti	% astensione	Elettori	Votanti	% astensione	Elettori	Votanti	% astensione
1	1.037	873	15,81	947	668	29,46	929	620	33,26	930	748	19,57
2	637	511	19,78	593	398	32,88	596	398	33,22	595	473	20,50
3	341	288	15,54	336	226	32,74	355	230	35,21	350	272	22,29
4	772	744	3,63	742	524	29,38	752	508	32,45	744	604	18,82
5	676	653	3,40	651	449	31,03	654	448	31,50	637	521	18,21
6	875	852	2,63	853	637	25,32	867	630	27,34	872	750	13,99
7	724	676	6,63	707	470	33,52	699	422	39,63	690	534	22,61
8	889	817	8,10	875	625	28,57	861	589	31,59	856	713	16,71
9	1.072	1077	-0,47	1.056	806	23,67	1.038	768	26,01	1.010	869	13,96
10	873	760	12,94	847	599	29,28	839	619	26,22	823	695	15,55
11	1.140	995	12,72	1.113	741	33,42	1.082	774	28,47	1.062	906	14,69
12	972	853	12,24	959	685	28,57	975	701	28,10	949	808	14,86
13	952	833	12,50	903	667	26,14	884	664	24,89	864	736	14,81
14	1.119	982	12,24	1.084	787	27,40	1.083	819	24,38	1.069	938	12,25
15	877	780	11,06	903	662	26,69	905	693	23,43	898	800	10,91
16	634	583	8,04	594	473	20,37	588	483	17,86	574	528	8,01
17	894	813	9,06	483	381	21,12	481	360	25,16	490	432	11,84
18	1.143	1040	9,01	1.164	904	22,34	1.139	864	24,14	1.124	1.002	10,85
19	842	769	8,67	1.251	950	24,06	1.239	955	22,92	1.236	1.105	10,60
20	768	681	11,33	739	540	26,93	738	547	25,88	720	598	16,94
21	952	825	13,34	924	656	29,00	929	666	28,31	927	792	14,56
22	781	649	16,90	746	518	30,56	742	494	33,42	739	600	18,81
23	966	835	13,56	946	673	28,86	957	693	27,59	949	838	11,70
24	1.099	987	10,19	1.092	823	24,63	1.100	849	22,82	1.117	973	12,89
25	1.150	994	13,57	1.148	835	27,26	1.134	843	25,66	1.129	969	14,17
26	1.060	959	9,53	1.017	740	27,24	1.001	750	25,07	999	887	11,21
27	771	688	10,77	747	571	23,56	736	556	24,46	750	661	11,87
28	729	638	12,48	973	679	30,22	1.079	808	25,12	1.146	994	13,26
29	998	901	9,72	1.012	780	22,92	1.026	787	23,29	1.015	920	9,36
30	706	632	10,48	726	552	23,97	733	563	23,19	772	683	11,53
31	876	782	10,73	859	640	25,49	852	636	25,35	868	761	12,33
32	1.062	955	10,08	1.007	788	21,75	1.000	796	20,40	971	879	9,47
33	1.046	927	11,38	1.004	738	26,49	991	735	25,83	971	827	14,83
34	960	838	12,71	957	719	24,87	970	725	25,26	972	867	10,80
35	995	892	10,35	980	721	26,43	962	732	23,91	965	820	15,03
36	1.009	913	9,51	956	743	22,28	942	724	23,14	927	813	12,30
37	1.314	1186	9,74	1.248	949	23,96	1.229	908	26,12	1.226	1.068	12,89
38	1.078	963	10,67	1.214	882	27,35	1.196	875	26,84	1.203	1.080	10,22
39	1.044	926	11,30	997	747	25,08	1.003	732	27,02	1.025	885	13,66
40	866	752	13,16	818	589	28,00	824	607	26,33	816	712	12,75
41	980	853	12,96	998	722	27,66	956	718	24,90	950	809	14,84
42	979	869	11,24	929	654	29,60	901	655	27,30	925	800	13,51
43	914	836	8,53	892	696	21,97	894	680	23,94	875	788	9,94
44	1.123	1027	8,55	1.107	839	24,21	1.100	846	23,09	1.106	977	11,66
45	1.115	990	11,21	1.096	780	28,83	1.064	824	22,56	1.038	931	10,31
46	867	794	8,42	886	640	27,77	887	692	21,98	906	815	10,04
47	1.135	1008	11,19	1.092	742	32,05	1.081	808	25,25	1.061	913	13,95
48	879	811	7,74	898	674	24,94	888	711	19,93	890	814	8,54
49	1.026	942	8,19	984	767	22,05	1.008	819	18,75	1.018	936	8,06
50	668	573	14,22	725	547	24,55	723	508	29,74	729	615	15,64
51	840	749	10,83	856	605	29,32	870	662	23,91	855	751	12,16
52	859	818	4,77	902	691	23,39	891	713	19,98	860	788	8,37
53	1.008	886	12,10	952	677	28,89	935	699	25,24	959	810	15,54
54	916	792	13,54	944	682	27,75	932	683	26,72	924	795	13,96

Raffronto Elettori Votanti

Sezione	Camera dei deputati 1996			Comunali 1999			Regionali 2000			Camera dei deputati 2001		
	Elettori	Votanti	% astensione	Elettori	Votanti	% astensione	Elettori	Votanti	% astensione	Elettori	Votanti	% astensione
55	679	626	7,81	709	486	31,45	717	556	22,45	715	626	12,45
56	1.130	1025	9,29	1.322	977	26,10	1.348	1079	19,96	1.455	1.299	10,72
57	886	783	11,63	898	640	28,73	889	614	30,93	897	756	15,72
58	827	736	11,00	804	597	25,75	814	631	22,48	804	710	11,69
59	836	770	7,89	864	616	28,70	897	673	24,97	947	855	9,71
60	893	811	9,18	906	660	27,15	890	689	22,58	877	780	11,06
61	1.310	1196	8,70	1.368	976	28,65	1.414	1074	24,05	1.424	1.260	11,52
62	968	899	7,13	990	756	23,64	985	802	18,58	1.001	920	8,09
63	1.108	959	13,45	1.107	806	27,19	1.103	817	25,93	1.112	938	15,65
64	603	549	8,96	628	454	27,71	636	501	21,23	628	546	13,06
65	521	455	12,67	534	342	35,96	526	380	27,76	525	443	15,62
66	606	527	13,04	595	433	27,23	591	436	26,23	587	496	15,50
67	890	808	9,21	942	686	27,18	977	736	24,67	980	863	11,94
68	789	660	16,35	808	566	29,95	785	564	28,15	784	652	16,84
69	1.012	916	9,49	987	780	20,97	1.001	777	22,38	975	879	9,85
70	691	622	9,99	741	583	21,32	745	594	20,27	747	679	9,10
71	1.209	1065	11,91	1.207	896	25,77	1.216	941	22,62	1.210	1.057	12,64
72	1.109	994	10,37	1.136	831	26,85	1.169	904	22,67	1.190	1.065	10,50
73	1.132	1010	10,78	1.131	824	27,14	1.120	863	22,95	1.107	966	12,74
74	524	464	11,45	545	409	24,95	548	409	25,36	536	481	10,26
75	896	806	10,04	943	723	23,33	975	772	20,82	987	874	11,45
76	1.092	1006	7,88	1.081	819	24,24	1.064	839	21,15	1.065	967	9,20
77	1.045	947	9,38	1.026	799	22,12	1.018	799	21,51	1.010	896	11,29
78	1.254	1098	12,44	1.252	875	30,11	1.250	929	25,68	1.240	1.076	13,23
79	1.012	860	15,02	1.018	727	28,59	1.021	759	25,66	1.036	870	16,02
80	1.187	1067	10,11	1.179	887	24,77	1.185	930	21,52	1.169	1.038	11,21
81	648	575	11,27	661	489	26,02	690	508	26,38	704	622	11,65
82	631	578	8,40	621	447	28,02	631	505	19,97	646	586	9,29
83	709	618	12,83	726	496	31,68	721	515	28,57	710	610	14,08
84	899	749	16,69	858	634	26,11	856	587	31,43	857	722	15,75
85	130	94	27,69	119	79	33,61	116	74	36,21	111	82	26,13
86	156	135	13,46	144	109	24,31	137	103	24,82	130	120	7,69
87	0	184		0	69		0	121		0	137	
88	0	88		0	17		0	35		0	39	
	77.390	69.450	10,26	77.282	56.739	26,58	77.275	58.105	24,81	77.242	67.513	12,60

CASA DELLE LIBERTA'

Risultati in percentuale									
sezioni	SENATO	CAMERA Collegio Uninom.	Totale voti delle liste proporz.	Forza Italia	Lega Nord	Alleanza Nazionale	Nuovo PSI	CCD CDU	Abolizione scorporo
1	45,10	44,54	44,88	23,84	0,28	18,23	0,42	2,10	0,00
2	45,75	46,03	49,22	26,83	0,22	19,07	0,67	2,44	0,00
3	46,86	45,35	45,56	20,46	0,39	22,39	0,77	1,54	0,00
4	53,56	50,86	54,90	28,32	0,87	22,20	0,70	2,80	0,00
5	60,56	58,30	61,41	32,32	0,40	27,27	0,40	1,01	0,00
6	48,81	46,41	50,89	26,34	0,82	19,48	0,55	3,70	0,00
7	41,96	41,72	45,12	24,02	0,39	16,99	0,39	3,13	0,20
8	49,67	49,12	51,47	27,71	0,29	20,53	0,88	1,91	0,15
9	61,15	58,00	61,14	32,18	0,36	24,79	0,48	3,34	0,00
10	43,83	42,64	44,98	26,99	0,60	15,89	0,60	0,90	0,00
11	32,39	32,29	33,76	20,28	0,58	10,83	0,46	1,38	0,23
12	44,26	44,76	47,61	22,84	0,77	20,26	1,16	2,58	0,00
13	53,16	53,34	54,44	30,61	0,99	19,89	0,85	2,12	0,00
14	42,55	41,20	43,76	21,37	0,22	18,56	0,90	2,47	0,22
15	48,11	48,05	51,05	25,52	0,26	22,25	1,18	1,83	0,00
16	36,27	36,09	38,59	23,03	0,40	13,74	0,40	1,01	0,00
17	29,97	29,83	32,85	16,79	0,24	12,71	0,48	2,64	0,00
18	42,05	42,26	44,37	23,87	0,32	17,56	0,95	1,68	0,00
19	41,07	42,72	46,44	25,09	0,66	17,88	1,22	1,50	0,09
20	34,91	35,18	37,87	20,94	0,52	13,09	1,05	1,92	0,35
21	42,88	41,46	44,03	24,30	0,94	16,24	0,27	2,01	0,27
22	46,53	45,57	47,86	26,69	0,36	17,26	0,53	3,02	0,00
23	45,93	44,53	47,80	26,29	0,13	18,99	0,50	1,89	0,00
24	36,51	37,53	40,22	22,15	0,43	15,91	0,75	0,97	0,00
25	49,42	49,25	51,88	24,65	0,54	23,37	1,07	2,25	0,00
26	55,00	52,49	56,56	29,51	0,35	22,25	0,59	3,75	0,12
27	47,96	47,51	49,30	25,97	0,62	18,51	1,09	3,11	0,00
28	42,87	43,82	45,38	23,95	0,42	18,70	0,74	1,26	0,32
29	34,79	35,34	38,33	21,05	0,57	12,81	1,26	2,63	0,00
30	47,25	48,54	50,30	24,09	0,91	22,73	0,45	2,12	0,00
31	41,50	41,25	43,27	23,30	0,28	17,89	0,42	1,39	0,00
32	57,63	56,08	58,69	32,16	0,47	22,18	0,82	2,82	0,23
33	60,40	58,02	61,14	29,21	0,62	28,09	0,50	2,72	0,00
34	54,43	52,01	53,54	30,42	0,35	21,34	0,12	1,30	0,00
35	49,66	48,00	51,33	31,18	0,51	16,10	0,38	2,92	0,25
36	55,62	54,26	57,33	33,42	0,26	20,44	0,90	2,19	0,13
37	51,45	49,04	54,11	24,09	0,76	24,86	0,86	3,54	0,00
38	44,91	45,50	47,20	26,93	0,97	17,47	0,58	1,06	0,19
39	49,11	48,53	50,53	27,04	0,47	20,90	0,71	1,18	0,24
40	52,15	50,22	53,92	30,52	0,73	20,20	0,58	1,89	0,00
41	48,20	48,08	50,00	23,32	0,39	22,54	1,55	2,20	0,00
42	48,04	46,41	49,35	27,34	1,04	18,75	0,52	1,69	0,00
43	43,56	42,04	44,99	24,54	0,40	18,21	0,40	1,45	0,00
44	46,17	46,28	47,80	27,33	0,54	16,29	0,96	2,68	0,00
45	43,66	43,03	47,05	24,30	0,22	18,51	1,45	2,45	0,11
46	45,29	45,61	47,74	27,35	0,39	17,29	0,65	2,06	0,00
47	35,05	34,99	38,01	19,98	0,57	14,61	0,91	1,83	0,11
48	37,96	39,02	40,65	21,81	0,65	16,77	0,13	1,29	0,00
49	33,13	32,44	35,20	19,84	0,34	12,44	1,01	1,57	0,00
50	38,70	39,18	39,86	22,80	0,51	14,19	1,35	1,01	0,00
51	40,91	41,36	43,18	25,07	0,42	15,60	0,70	1,39	0,00
52	37,48	37,85	41,27	21,56	0,53	16,27	0,93	1,98	0,00

CASA DELLE LIBERTA'

Risultati in percentuale									
sezioni	SENATO	CAMERA Collegio Uninom.	Totale voti delle liste proporz.	Forza Italia	Lega Nord	Alleanza Nazionale	Nuovo PSI	CCD CDU	Abolizione scorporo
53	42,90	43,06	46,04	28,59	0,27	14,23	0,67	2,15	0,13
54	42,43	42,56	46,57	24,67	0,13	19,00	1,06	1,58	0,13
55	40,29	38,90	42,71	26,97	0,17	12,73	1,51	1,34	0,00
56	41,78	41,32	44,08	26,35	0,73	14,67	1,05	1,13	0,16
57	50,23	46,89	50,70	32,11	0,28	16,20	0,56	1,41	0,14
58	33,54	31,97	35,82	24,93	0,00	8,96	0,75	1,04	0,15
59	33,51	33,99	37,41	22,37	0,37	11,74	0,86	1,59	0,49
60	38,36	38,43	42,12	26,36	0,79	11,13	1,32	2,52	0,00
61	42,87	42,80	45,76	26,58	0,42	15,86	0,75	1,99	0,17
62	42,98	43,27	45,59	27,49	0,57	15,46	0,46	1,60	0,00
63	41,72	42,23	46,25	23,41	0,34	18,64	1,02	2,73	0,11
64	42,56	42,05	47,21	26,40	0,39	16,38	0,77	3,08	0,19
65	45,85	43,87	48,16	29,73	0,74	14,00	1,23	2,46	0,00
66	39,91	37,61	40,21	21,28	0,64	14,68	0,43	3,19	0,00
67	39,24	39,10	40,29	24,57	0,86	12,16	1,11	1,47	0,12
68	43,11	39,77	43,94	25,04	0,97	15,67	0,81	1,45	0,00
69	40,05	40,58	41,95	23,60	0,83	15,38	0,48	1,55	0,12
70	36,72	37,15	39,14	23,88	0,62	11,71	0,62	2,31	0,00
71	36,57	35,19	37,86	21,48	0,30	13,39	1,00	1,70	0,00
72	46,03	45,97	48,53	24,36	0,39	20,04	1,18	2,55	0,00
73	49,77	49,57	51,73	30,02	0,32	17,93	0,76	2,59	0,11
74	42,27	41,58	44,83	20,04	0,86	21,98	0,86	0,86	0,22
75	43,36	42,77	45,77	22,34	0,36	19,44	1,09	2,54	0,00
76	44,16	44,83	47,29	28,46	0,97	14,83	1,30	1,73	0,00
77	43,06	41,61	47,36	26,79	0,24	16,33	1,65	2,12	0,24
78	38,91	39,86	42,05	24,13	0,29	13,57	1,74	2,23	0,10
79	30,22	31,64	35,08	20,10	0,37	10,84	1,10	2,68	0,00
80	33,44	33,37	35,95	20,57	0,20	13,14	0,71	1,22	0,10
81	39,45	39,14	42,17	23,50	0,83	14,33	1,17	2,17	0,17
82	40,49	40,60	44,05	22,20	0,36	16,87	1,78	2,66	0,18
83	32,09	33,91	37,12	22,38	0,89	10,48	0,36	3,02	0,00
84	33,88	34,13	37,39	20,03	0,30	14,39	0,74	1,78	0,15
85	21,43	20,78	40,26	14,29	1,30	9,09	1,30	14,29	0,00
86	43,40	44,14	45,45	20,00	0,91	19,09	0,91	4,55	0,00
87	41,86	40,00	43,94	24,24	1,52	13,64	1,52	3,03	0,00
88	40,00	41,67	45,71	31,43	0,00	5,71	2,86	5,71	0,00
TOT.	43,57	43,06	45,88	25,19	0,50	17,22	0,84	2,06	0,08

L'ULIVO per RUTELLI

sezioni	Risultati in percentuale							
	SENATO	CAMERA Collegio Uninom.	Totale voti delle liste proporz.	Democratici Sinistra	Comunisti Italiani	Partito Rifondaz. Comunista	La Margherita	VERDI SDI
1	43,29	47,62	47,27	18,51	2,66	7,85	13,60	4,63
2	39,08	46,26	45,23	17,96	1,11	11,09	11,31	3,77
3	41,42	46,51	42,47	12,36	5,02	6,95	11,58	6,56
4	38,94	43,28	38,11	14,69	2,80	4,55	12,59	3,50
5	30,39	34,01	30,91	13,74	1,82	3,03	9,49	2,83
6	38,96	45,03	40,05	15,23	1,51	4,94	15,23	3,16
7	39,67	44,44	43,16	15,82	3,32	6,84	13,09	4,10
8	40,20	45,44	42,82	19,50	1,76	4,99	13,34	3,23
9	28,57	34,71	31,82	11,56	1,07	5,24	11,32	2,62
10	46,59	50,53	49,18	20,24	2,70	6,75	15,89	3,60
11	57,30	62,27	60,60	32,49	3,11	6,91	14,29	3,80
12	45,96	48,51	46,06	21,68	1,16	5,42	14,19	3,61
13	35,09	39,40	37,09	16,36	1,83	4,23	11,42	3,24
14	47,16	53,12	50,06	22,38	3,04	6,75	14,62	3,26
15	43,34	45,71	42,41	20,29	1,44	4,32	14,40	1,96
16	50,43	56,25	54,14	25,25	2,42	5,86	17,98	2,63
17	59,17	63,96	62,11	33,33	1,92	9,83	14,63	2,40
18	49,88	53,87	50,26	28,08	1,58	4,73	12,62	3,26
19	48,40	52,77	49,34	22,66	2,06	6,37	17,04	1,22
20	53,21	58,41	55,85	28,10	3,49	6,46	14,66	3,14
21	50,37	53,38	49,40	26,44	1,88	4,30	13,96	2,82
22	43,24	47,70	47,51	21,53	3,20	6,58	13,35	2,85
23	46,33	49,50	47,04	23,02	1,89	5,53	13,58	3,02
24	53,85	56,77	55,59	31,40	2,37	5,81	13,01	3,01
25	40,81	44,83	41,37	19,19	1,18	4,82	12,22	3,97
26	36,38	38,73	36,77	15,34	1,05	2,11	13,93	4,33
27	41,44	44,86	43,08	23,02	1,09	4,67	11,82	2,49
28	46,27	50,79	48,63	25,42	1,68	6,30	11,66	3,57
29	54,74	58,41	56,52	29,63	2,29	7,78	15,10	1,72
30	42,43	46,24	45,15	23,33	1,67	5,45	12,12	2,58
31	48,57	54,72	52,98	26,21	3,05	8,04	13,04	2,64
32	35,25	37,54	35,33	16,67	0,70	2,46	12,56	2,93
33	29,66	34,46	32,80	12,87	1,24	3,96	12,38	2,35
34	36,07	41,35	37,03	15,92	1,77	4,83	11,44	3,07
35	42,24	45,38	40,81	21,29	2,03	3,30	11,53	2,66
36	36,20	39,39	35,60	15,94	0,64	4,50	12,08	2,44
37	37,09	43,76	38,91	14,34	0,67	3,54	16,35	4,02
38	45,75	48,60	46,81	21,14	1,25	5,98	16,31	2,12
39	43,11	45,36	44,27	21,49	1,42	4,01	14,76	2,60
40	41,02	43,98	37,35	15,99	0,44	2,91	14,24	3,78
41	43,21	46,67	43,13	20,98	2,20	3,89	14,51	1,55
42	41,46	45,62	42,71	19,66	1,95	4,69	13,54	2,86
43	49,86	51,96	50,00	25,20	1,45	5,41	14,78	3,17
44	44,52	49,36	46,95	22,72	1,93	5,57	14,68	2,04
45	46,41	50,33	46,71	23,19	1,56	5,13	14,05	2,79
46	46,26	48,03	46,19	27,35	1,81	3,35	12,00	1,68
47	53,61	58,66	57,42	30,82	2,63	8,33	14,27	1,37
48	49,58	55,30	53,55	26,71	1,55	8,13	14,45	2,71
49	54,75	62,33	60,09	30,16	1,91	9,08	16,59	2,35
50	49,43	56,22	55,57	27,20	2,20	9,12	14,02	3,04
51	49,55	52,97	50,14	28,97	1,95	6,69	11,28	1,25
52	52,86	57,64	54,76	24,74	1,98	6,75	18,52	2,78

L'ULIVO per RUTELLI

Risultati in percentuale								
sezioni	SENATO	CAMERA Collegio Uninom.	Totale voti delle liste proporz.	Democratici Sinistra	Comunisti Italiani	Partito Rifondaz. Comunista	La Margherita	VERDI SDI
53	47,26	51,78	47,52	22,01	1,61	7,65	15,17	1,07
54	48,37	51,36	47,89	22,69	3,43	5,41	14,64	1,72
55	49,73	54,59	52,76	31,99	2,18	5,03	12,40	1,17
56	49,35	53,38	52,05	26,99	2,34	5,96	15,31	1,45
57	42,57	48,41	45,49	21,41	3,24	5,92	12,54	2,39
58	57,17	62,48	60,30	37,01	2,84	6,42	12,69	1,34
59	55,72	61,10	59,17	33,62	2,69	7,58	14,67	0,61
60	49,93	56,25	54,83	28,74	2,38	8,21	13,77	1,72
61	46,08	51,96	48,67	25,33	1,99	6,56	13,12	1,66
62	48,47	51,97	49,94	27,84	1,49	5,38	13,86	1,37
63	47,76	52,59	48,64	22,73	3,18	6,02	13,98	2,73
64	48,22	52,08	49,33	24,08	2,31	6,36	12,14	4,43
65	44,30	50,00	48,16	18,43	2,95	7,62	18,18	0,98
66	50,46	55,46	55,32	23,19	2,77	8,30	16,60	4,47
67	50,26	56,15	53,93	24,69	3,07	6,51	14,74	4,91
68	47,82	54,91	49,43	24,07	2,26	5,17	15,02	2,91
69	50,92	55,22	52,80	27,06	2,26	5,84	14,78	2,86
70	48,22	57,05	56,55	26,19	5,24	12,48	10,17	2,47
71	56,24	60,74	58,74	31,67	5,19	5,39	13,79	2,70
72	44,42	48,04	44,89	22,40	1,96	4,91	14,24	1,38
73	42,84	45,04	43,41	20,63	2,16	4,43	12,96	3,24
74	45,17	50,98	49,78	24,35	2,80	7,11	14,87	0,65
75	45,34	53,31	49,52	24,64	1,69	7,49	13,16	2,54
76	48,32	51,29	48,05	28,68	2,27	5,63	10,17	1,30
77	45,33	51,98	46,30	20,68	2,47	7,17	13,87	2,12
78	46,52	55,38	52,71	25,00	3,20	8,43	13,76	2,33
79	55,56	61,96	60,29	28,87	2,92	9,50	16,57	2,44
80	55,37	61,61	58,86	31,57	2,44	7,03	15,48	2,34
81	51,09	54,73	51,00	27,33	2,33	4,17	14,50	2,67
82	48,29	53,78	51,15	27,35	1,42	8,35	10,66	3,37
83	52,56	58,52	56,13	22,20	3,91	8,17	19,18	2,66
84	53,09	60,66	58,31	29,08	2,97	6,68	16,77	2,82
85	62,86	72,73	54,55	25,97	0,00	9,09	19,48	0,00
86	42,45	47,75	48,18	20,91	1,82	9,09	14,55	1,82
87	45,74	47,69	49,24	25,76	1,52	5,30	10,61	6,06
88	37,14	47,22	45,71	25,71	5,71	5,71	5,71	2,86
TOT.	46,30	51,00	48,37	23,67	2,17	6,02	13,90	2,63

FORZA ITALIA

sezioni	Camera 2001 Proporzionale	Camera 1996 Proporzionale	Incremento / decremento su Camera 1996	Comunali 1999 (con CCD)	Incremento / decremento su Comunali 1999	Regionali 2000	Incremento / decremento su Regionali 2000
1	23,84%	17,05%	6,80%	20,79%	3,05%	22,20%	1,64%
2	26,83%	18,29%	8,54%	18,18%	8,65%	24,86%	1,97%
3	20,46%	14,89%	5,57%	15,54%	4,92%	23,98%	-3,52%
4	28,32%	19,53%	8,79%	18,28%	10,04%	28,94%	-0,62%
5	32,32%	22,26%	10,07%	27,30%	5,03%	27,67%	4,65%
6	26,34%	15,06%	11,28%	19,85%	6,48%	24,65%	1,69%
7	24,02%	16,19%	7,83%	22,42%	1,61%	22,31%	1,71%
8	27,71%	18,71%	9,00%	18,73%	8,99%	21,35%	6,36%
9	32,18%	23,25%	8,93%	28,00%	4,18%	29,87%	2,31%
10	26,99%	19,38%	7,61%	22,59%	4,39%	25,59%	1,40%
11	20,28%	16,06%	4,21%	15,42%	4,86%	19,25%	1,02%
12	22,84%	16,50%	6,34%	20,68%	2,15%	22,58%	0,26%
13	30,61%	19,60%	11,01%	27,10%	3,51%	31,86%	-1,25%
14	21,37%	15,64%	5,73%	16,41%	4,96%	22,45%	-1,08%
15	25,52%	20,11%	5,42%	19,60%	5,92%	21,91%	3,62%
16	23,03%	13,29%	9,74%	15,02%	8,01%	18,75%	4,28%
17	16,79%	17,05%	-0,26%	13,24%	3,55%	17,23%	-0,44%
18	23,87%	17,14%	6,73%	21,69%	2,18%	22,66%	1,21%
19	25,09%	13,15%	11,94%	19,67%	5,43%	22,14%	2,95%
20	20,94%	14,46%	6,48%	18,80%	2,14%	18,53%	2,42%
21	24,30%	19,21%	5,09%	21,60%	2,70%	20,50%	3,79%
22	26,69%	16,94%	9,75%	22,33%	4,36%	25,00%	1,69%
23	26,29%	17,66%	8,63%	19,90%	6,39%	23,54%	2,75%
24	22,15%	14,32%	7,83%	18,98%	3,17%	18,22%	3,93%
25	24,65%	16,31%	8,34%	17,59%	7,06%	22,62%	2,03%
26	29,51%	16,97%	12,53%	25,94%	3,57%	26,54%	2,97%
27	25,97%	16,44%	9,53%	21,71%	4,26%	21,29%	4,69%
28	23,95%	16,88%	7,07%	21,81%	2,14%	22,73%	1,22%
29	21,05%	12,53%	8,52%	14,43%	6,63%	20,61%	0,45%
30	24,09%	16,20%	7,89%	21,89%	2,20%	23,60%	0,49%
31	23,30%	14,36%	8,94%	18,88%	4,42%	18,82%	4,48%
32	32,16%	22,35%	9,81%	25,87%	6,29%	31,11%	1,05%
33	29,21%	19,63%	9,58%	24,88%	4,33%	28,13%	1,07%
34	30,42%	21,70%	8,72%	26,61%	3,81%	30,66%	-0,24%
35	31,18%	21,41%	9,77%	26,41%	4,77%	29,20%	1,97%
36	33,42%	20,18%	13,24%	25,23%	8,19%	28,70%	4,72%
37	24,09%	15,54%	8,55%	23,90%	0,19%	27,26%	-3,17%
38	26,93%	17,76%	9,17%	23,52%	3,41%	28,37%	-1,44%
39	27,04%	17,36%	9,68%	21,67%	5,37%	27,96%	-0,92%
40	30,52%	19,61%	10,91%	21,43%	9,09%	26,86%	3,66%
41	23,32%	16,71%	6,61%	20,55%	2,76%	25,19%	-1,87%
42	27,34%	17,85%	9,49%	15,91%	11,43%	22,56%	4,78%
43	24,54%	19,11%	5,43%	19,14%	5,40%	22,89%	1,65%
44	27,33%	19,55%	7,78%	21,49%	5,84%	27,94%	-0,60%
45	24,30%	16,93%	7,37%	19,39%	4,91%	22,61%	1,69%
46	27,35%	18,01%	9,34%	17,33%	10,03%	24,68%	2,68%
47	19,98%	14,48%	5,50%	14,86%	5,12%	21,11%	-1,13%
48	21,81%	16,00%	5,81%	14,24%	7,57%	19,53%	2,28%
49	19,84%	12,31%	7,54%	13,62%	6,22%	16,12%	3,72%
50	22,80%	17,77%	5,04%	19,79%	3,02%	23,69%	-0,89%
51	25,07%	16,74%	8,33%	19,04%	6,03%	24,28%	0,79%
52	21,56%	12,61%	8,95%	18,54%	3,02%	17,32%	4,24%

FORZA ITALIA

sezioni	Camera 2001 Proporzionale	Camera 1996 Proporzionale	Incremento / decremento su Camera 1996	Comunali 1999 (con CCD)	Incremento / decremento su Comunali 1999	Regionali 2000	Incremento / decremento su Regionali 2000
53	28,59%	19,71%	8,88%	24,91%	3,68%	25,40%	3,19%
54	24,67%	15,60%	9,07%	16,96%	7,72%	20,98%	3,69%
55	26,97%	15,38%	11,58%	21,87%	5,10%	22,97%	4,00%
56	26,35%	19,26%	7,09%	19,00%	7,35%	23,95%	2,40%
57	32,11%	20,48%	11,63%	25,79%	6,32%	29,07%	3,05%
58	24,93%	16,64%	8,28%	16,73%	8,20%	18,90%	6,02%
59	22,37%	16,12%	6,26%	15,21%	7,17%	19,73%	2,64%
60	26,36%	16,11%	10,25%	19,97%	6,39%	24,15%	2,20%
61	26,58%	20,11%	6,47%	21,61%	4,97%	24,29%	2,28%
62	27,49%	17,48%	10,01%	21,07%	6,42%	25,98%	1,51%
63	23,41%	18,23%	5,18%	22,16%	1,25%	23,47%	-0,06%
64	26,40%	18,68%	7,72%	17,97%	8,42%	24,65%	1,75%
65	29,73%	21,38%	8,35%	20,95%	8,78%	23,58%	6,15%
66	21,28%	17,33%	3,95%	20,70%	0,58%	23,87%	-2,60%
67	24,57%	15,37%	9,20%	18,47%	6,10%	22,69%	1,88%
68	25,04%	16,24%	8,80%	19,67%	5,37%	22,80%	2,24%
69	23,60%	16,38%	7,22%	17,46%	6,14%	20,12%	3,48%
70	23,88%	15,68%	8,20%	13,40%	10,48%	18,20%	5,68%
71	21,48%	13,13%	8,35%	15,22%	6,26%	20,21%	1,26%
72	24,36%	16,60%	7,77%	18,53%	5,83%	23,76%	0,61%
73	30,02%	16,67%	13,35%	26,12%	3,90%	29,83%	0,19%
74	20,04%	12,78%	7,26%	13,57%	6,47%	16,30%	3,74%
75	22,34%	14,13%	8,21%	16,48%	5,86%	20,12%	2,23%
76	28,46%	17,64%	10,82%	25,11%	3,36%	25,59%	2,87%
77	26,79%	17,83%	8,97%	21,80%	4,99%	27,86%	-1,07%
78	24,13%	14,76%	9,37%	20,31%	3,82%	22,48%	1,65%
79	20,10%	12,80%	7,29%	13,96%	6,13%	17,99%	2,11%
80	20,57%	12,88%	7,69%	18,92%	1,65%	22,48%	-1,91%
81	23,50%	18,44%	5,06%	21,75%	1,75%	20,54%	2,96%
82	22,20%	18,17%	4,04%	19,64%	2,56%	22,67%	-0,46%
83	22,38%	13,40%	8,98%	16,35%	6,03%	21,21%	1,17%
84	20,03%	12,94%	7,09%	12,01%	8,02%	17,94%	2,09%
85	14,29%	11,63%	2,66%	7,94%	6,35%	15,38%	-1,10%
86	20,00%	13,74%	6,26%	13,04%	6,96%	13,33%	6,67%
87	24,24%	13,45%	10,79%	18,18%	6,06%	24,77%	-0,53%
88	31,43%	7,50%	23,93%	18,18%	13,25%	26,67%	4,76%
Tot.	25,19%	16,99%	8,20%	20,03%	5,16%	23,47%	1,71%

PARTITO DEMOCRATICI DI SINISTRA

sezioni	Camera 2001 Proporzionale	Camera 1996 Proporzionale	Incremento / decremento su Camera 1996	Comunali 1999	Incremento / decremento su Comunali 1999	Regionali 2000	Incremento / decremento su Regionali 2000
1	18,51%	18,49%	0,03%	19,76%	-1,25%	21,28%	-2,77%
2	17,96%	17,07%	0,89%	19,35%	-1,39%	19,65%	-1,69%
3	12,36%	15,96%	-3,60%	11,92%	0,44%	16,84%	-4,48%
4	14,69%	15,37%	-0,69%	15,27%	-0,58%	16,20%	-1,51%
5	13,74%	14,94%	-1,21%	15,22%	-1,49%	15,78%	-2,04%
6	15,23%	15,06%	0,17%	18,38%	-3,16%	17,48%	-2,26%
7	15,82%	18,87%	-3,05%	15,11%	0,71%	18,11%	-2,29%
8	19,50%	21,29%	-1,79%	21,81%	-2,31%	25,28%	-5,78%
9	11,56%	13,83%	-2,27%	12,71%	-1,15%	13,32%	-1,76%
10	20,24%	27,64%	-7,40%	26,13%	-5,89%	27,59%	-7,35%
11	32,49%	34,92%	-2,43%	35,98%	-3,49%	38,22%	-5,73%
12	21,68%	23,72%	-2,04%	25,30%	-3,62%	23,37%	-1,69%
13	16,36%	18,47%	-2,11%	19,55%	-3,19%	20,20%	-3,84%
14	22,38%	28,51%	-6,13%	24,30%	-1,92%	26,94%	-4,55%
15	20,29%	23,30%	-3,01%	25,59%	-5,30%	25,59%	-5,30%
16	25,25%	26,75%	-1,50%	26,60%	-1,35%	32,93%	-7,68%
17	33,33%	27,74%	5,60%	36,18%	-2,84%	41,54%	-8,21%
18	28,08%	30,75%	-2,67%	33,17%	-5,09%	34,91%	-6,84%
19	22,66%	34,50%	-11,84%	29,68%	-7,02%	32,17%	-9,51%
20	28,10%	32,00%	-3,90%	32,69%	-4,59%	34,32%	-6,22%
21	26,44%	28,04%	-1,60%	29,96%	-3,52%	33,61%	-7,17%
22	21,53%	25,24%	-3,71%	27,79%	-6,26%	27,59%	-6,06%
23	23,02%	27,24%	-4,22%	26,31%	-3,29%	27,65%	-4,63%
24	31,40%	35,84%	-4,45%	36,54%	-5,15%	38,63%	-7,23%
25	19,19%	21,50%	-2,32%	23,13%	-3,94%	23,02%	-3,83%
26	15,34%	16,87%	-1,53%	18,44%	-3,10%	19,04%	-3,70%
27	23,02%	25,26%	-2,24%	29,08%	-6,07%	26,10%	-3,09%
28	25,42%	31,01%	-5,59%	29,44%	-4,02%	30,68%	-5,26%
29	29,63%	37,82%	-8,19%	33,24%	-3,61%	37,32%	-7,69%
30	23,33%	26,19%	-2,85%	25,54%	-2,20%	26,50%	-3,17%
31	26,21%	28,32%	-2,11%	28,06%	-1,84%	30,11%	-3,89%
32	16,67%	13,71%	2,95%	20,66%	-4,00%	18,61%	-1,94%
33	12,87%	13,34%	-0,47%	13,46%	-0,59%	15,90%	-3,03%
34	15,92%	16,77%	-0,85%	16,78%	-0,86%	19,18%	-3,26%
35	21,29%	22,59%	-1,30%	28,18%	-6,89%	24,62%	-3,32%
36	15,94%	17,83%	-1,89%	20,82%	-4,88%	20,37%	-4,43%
37	14,34%	17,70%	-3,36%	16,77%	-2,43%	18,46%	-4,12%
38	21,14%	26,80%	-5,66%	25,67%	-4,53%	28,63%	-7,49%
39	21,49%	23,74%	-2,25%	22,27%	-0,79%	25,50%	-4,01%
40	15,99%	19,06%	-3,07%	20,24%	-4,25%	21,96%	-5,97%
41	20,98%	22,52%	-1,53%	22,68%	-1,69%	22,29%	-1,31%
42	19,66%	23,52%	-3,86%	23,33%	-3,67%	23,74%	-4,08%
43	25,20%	25,93%	-0,73%	28,38%	-3,18%	27,92%	-2,72%
44	22,72%	29,32%	-6,60%	23,83%	-1,11%	30,23%	-7,51%
45	23,19%	27,37%	-4,18%	24,85%	-1,66%	27,25%	-4,06%
46	27,35%	32,19%	-4,83%	33,57%	-6,22%	33,77%	-6,41%
47	30,82%	39,32%	-8,50%	35,78%	-4,96%	36,81%	-5,98%
48	26,71%	31,35%	-4,65%	29,86%	-3,15%	36,88%	-10,17%
49	30,16%	39,56%	-9,40%	38,47%	-8,32%	41,46%	-11,31%
50	27,20%	29,85%	-2,66%	31,06%	-3,87%	33,49%	-6,29%
51	28,97%	36,96%	-7,99%	37,12%	-8,15%	38,20%	-9,23%
52	24,74%	31,08%	-6,35%	28,57%	-3,84%	33,86%	-9,12%

PARTITO DEMOCRATICI DI SINISTRA

sezioni	Camera 2001 Proporzionale	Camera 1996 Proporzionale	Incremento / decremento su Camera 1996	Comunali 1999	Incremento / decremento su Comunali 1999	Regionali 2000	Incremento / decremento su Regionali 2000
53	22,01%	26,48%	-4,47%	23,54%	-1,53%	26,04%	-4,02%
54	22,69%	29,75%	-7,06%	29,07%	-6,37%	32,52%	-9,83%
55	31,99%	39,32%	-7,32%	35,38%	-3,39%	42,68%	-10,69%
56	26,99%	31,41%	-4,42%	34,19%	-7,20%	33,16%	-6,16%
57	21,41%	25,03%	-3,63%	28,57%	-7,16%	29,25%	-7,84%
58	37,01%	44,10%	-7,08%	47,03%	-10,01%	48,41%	-11,39%
59	33,62%	43,39%	-9,77%	45,26%	-11,64%	44,94%	-11,32%
60	28,74%	38,49%	-9,75%	37,33%	-8,58%	37,68%	-8,94%
61	25,33%	27,67%	-2,34%	28,33%	-3,00%	30,89%	-5,56%
62	27,84%	32,28%	-4,45%	28,30%	-0,47%	34,08%	-6,24%
63	22,73%	25,62%	-2,89%	28,18%	-5,45%	28,88%	-6,15%
64	24,08%	26,98%	-2,90%	30,63%	-6,55%	33,02%	-8,94%
65	18,43%	26,60%	-8,18%	30,74%	-12,32%	27,76%	-9,33%
66	23,19%	28,49%	-5,29%	27,15%	-3,96%	27,85%	-4,66%
67	24,69%	30,36%	-5,67%	30,28%	-5,59%	31,30%	-6,61%
68	24,07%	32,96%	-8,89%	30,43%	-6,36%	31,80%	-7,73%
69	27,06%	30,24%	-3,18%	30,77%	-3,71%	33,98%	-6,92%
70	26,19%	26,64%	-0,45%	31,75%	-5,56%	31,61%	-5,42%
71	31,67%	34,63%	-2,96%	37,85%	-6,18%	41,14%	-9,47%
72	22,40%	28,22%	-5,83%	29,56%	-7,16%	28,36%	-5,96%
73	20,63%	27,47%	-6,84%	28,23%	-7,60%	26,89%	-6,26%
74	24,35%	34,75%	-10,40%	32,15%	-7,80%	33,15%	-8,80%
75	24,64%	30,65%	-6,01%	31,36%	-6,72%	32,60%	-7,96%
76	28,68%	28,91%	-0,23%	35,12%	-6,44%	33,73%	-5,05%
77	20,68%	30,16%	-9,48%	28,27%	-7,59%	31,86%	-11,18%
78	25,00%	32,40%	-7,40%	35,99%	-10,99%	33,77%	-8,77%
79	28,87%	36,83%	-7,96%	39,81%	-10,94%	37,80%	-8,94%
80	31,57%	37,17%	-5,60%	35,98%	-4,41%	35,70%	-4,13%
81	27,33%	33,63%	-6,30%	31,91%	-4,58%	36,38%	-9,05%
82	27,35%	26,06%	1,30%	34,18%	-6,83%	30,89%	-3,54%
83	22,20%	28,92%	-6,72%	34,12%	-11,92%	35,27%	-13,07%
84	29,08%	27,60%	1,48%	31,71%	-2,63%	33,78%	-4,70%
85	25,97%	17,44%	8,53%	28,57%	-2,60%	27,69%	-1,72%
86	20,91%	35,88%	-14,97%	32,61%	-11,70%	27,78%	-6,87%
87	25,76%	32,75%	-6,99%	29,09%	-3,33%	42,20%	-16,44%
88	25,71%	37,50%	-11,79%	36,36%	-10,65%	26,67%	-0,95%
Tot.	23,67%	27,50%	-3,83%	28,25%	-4,58%	29,76%	-6,09%

ALLEANZA NAZIONALE

sezioni	Camera 2001 Proporzionale	Camera 1996 Proporzionale	Incremento / decremento su Camera 1996	Comunali 1999	Incremento / decremento su Comunali 1999	Regionali 2000	Incremento / decremento su Regionali 2000
1	18,23%	21,25%	-3,02%	23,71%	-5,48%	22,57%	-4,34%
2	19,07%	25,20%	-6,13%	24,63%	-5,56%	25,14%	-6,08%
3	22,39%	28,72%	-6,33%	30,05%	-7,66%	25,00%	-2,61%
4	22,20%	25,48%	-3,28%	31,83%	-9,63%	26,13%	-3,93%
5	27,27%	26,07%	1,20%	29,40%	-2,12%	32,52%	-5,25%
6	19,48%	24,36%	-4,88%	20,40%	-0,93%	23,60%	-4,12%
7	16,99%	17,77%	-0,78%	18,64%	-1,65%	21,52%	-4,53%
8	20,53%	25,03%	-4,50%	25,10%	-4,57%	28,46%	-7,94%
9	24,79%	29,11%	-4,32%	31,57%	-6,78%	30,58%	-5,78%
10	15,89%	16,94%	-1,05%	19,45%	-3,56%	18,87%	-2,98%
11	10,83%	14,72%	-3,89%	14,02%	-3,19%	14,66%	-3,83%
12	20,26%	22,25%	-1,99%	25,13%	-4,87%	23,05%	-2,79%
13	19,89%	27,64%	-7,75%	24,70%	-4,81%	26,93%	-7,04%
14	18,56%	20,11%	-1,55%	22,60%	-4,04%	21,50%	-2,94%
15	22,25%	20,77%	1,48%	25,23%	-2,98%	27,42%	-5,17%
16	13,74%	20,11%	-6,37%	19,21%	-5,47%	17,55%	-3,81%
17	12,71%	20,23%	-7,52%	14,12%	-1,41%	14,15%	-1,44%
18	17,56%	20,36%	-2,80%	22,32%	-4,76%	22,13%	-4,57%
19	17,88%	16,64%	1,24%	20,50%	-2,62%	19,46%	-1,58%
20	13,09%	17,69%	-4,60%	15,81%	-2,72%	16,21%	-3,12%
21	16,24%	17,80%	-1,56%	17,90%	-1,66%	21,34%	-5,10%
22	17,26%	19,22%	-1,96%	18,86%	-1,60%	20,52%	-3,26%
23	18,99%	19,90%	-0,91%	22,26%	-3,27%	23,38%	-4,39%
24	15,91%	15,48%	0,43%	16,57%	-0,66%	19,77%	-3,85%
25	23,37%	24,05%	-0,68%	26,73%	-3,37%	26,85%	-3,49%
26	22,25%	26,99%	-4,74%	23,84%	-1,59%	29,54%	-7,29%
27	18,51%	21,23%	-2,72%	21,71%	-3,21%	24,90%	-6,39%
28	18,70%	16,72%	1,98%	18,54%	0,16%	23,01%	-4,31%
29	12,81%	13,34%	-0,53%	12,87%	-0,06%	13,83%	-1,02%
30	22,73%	25,37%	-2,64%	27,90%	-5,17%	25,34%	-2,61%
31	17,89%	19,73%	-1,84%	19,06%	-1,17%	24,73%	-6,84%
32	22,18%	27,86%	-5,68%	25,72%	-3,54%	28,89%	-6,71%
33	28,09%	29,00%	-0,90%	32,55%	-4,46%	33,03%	-4,93%
34	21,34%	26,51%	-5,17%	25,08%	-3,74%	25,08%	-3,73%
35	16,10%	20,82%	-4,73%	20,29%	-4,19%	21,25%	-5,16%
36	20,44%	28,92%	-8,49%	22,19%	-1,75%	27,78%	-7,34%
37	24,86%	28,50%	-3,64%	28,54%	-3,68%	27,74%	-2,89%
38	17,47%	21,42%	-3,95%	21,91%	-4,44%	20,34%	-2,87%
39	20,90%	25,42%	-4,52%	24,70%	-3,80%	24,88%	-3,99%
40	20,20%	23,07%	-2,86%	26,39%	-6,19%	25,95%	-5,75%
41	22,54%	24,58%	-2,04%	23,82%	-1,28%	25,50%	-2,96%
42	18,75%	21,11%	-2,36%	25,14%	-6,39%	25,93%	-7,18%
43	18,21%	20,84%	-2,64%	22,11%	-3,91%	20,94%	-2,74%
44	16,29%	16,15%	0,14%	21,93%	-5,64%	18,62%	-2,33%
45	18,51%	18,64%	-0,13%	22,88%	-4,37%	24,16%	-5,65%
46	17,29%	17,22%	0,07%	20,22%	-2,93%	21,75%	-4,46%
47	14,61%	15,54%	-0,93%	12,14%	2,47%	13,75%	0,86%
48	16,77%	20,00%	-3,23%	20,66%	-3,89%	21,25%	-4,48%
49	12,44%	17,80%	-5,36%	15,57%	-3,12%	16,94%	-4,49%
50	14,19%	17,58%	-3,39%	16,17%	-1,98%	18,91%	-4,72%
51	15,60%	17,29%	-1,70%	18,46%	-2,86%	17,66%	-2,06%
52	16,27%	19,24%	-2,97%	18,88%	-2,61%	20,47%	-4,20%

ALLEANZA NAZIONALE

sezioni	Camera 2001 Proporzionale	Camera 1996 Proporzionale	Incremento / decremento su Camera 1996	Comunali 1999	Incremento / decremento su Comunali 1999	Regionali 2000	Incremento / decremento su Regionali 2000
53	14,23%	15,32%	-1,09%	14,60%	-0,38%	17,73%	-3,50%
54	19,00%	20,45%	-1,45%	22,66%	-3,67%	22,60%	-3,60%
55	12,73%	15,56%	-2,83%	14,00%	-1,27%	15,45%	-2,72%
56	14,67%	14,62%	0,04%	16,18%	-1,51%	16,32%	-1,65%
57	16,20%	18,21%	-2,01%	18,00%	-1,80%	18,46%	-2,27%
58	8,96%	10,81%	-1,86%	11,15%	-2,20%	11,48%	-2,53%
59	11,74%	10,19%	1,54%	15,21%	-3,47%	13,60%	-1,86%
60	11,13%	12,02%	-0,89%	12,33%	-1,20%	14,81%	-3,69%
61	15,86%	17,44%	-1,57%	17,83%	-1,96%	17,91%	-2,04%
62	15,46%	20,16%	-4,70%	20,91%	-5,45%	20,53%	-5,07%
63	18,64%	18,34%	0,29%	19,43%	-0,79%	22,33%	-3,70%
64	16,38%	17,17%	-0,79%	20,00%	-3,62%	16,74%	-0,37%
65	14,00%	11,40%	2,60%	18,92%	-4,91%	16,72%	-2,71%
66	14,68%	16,33%	-1,65%	15,05%	-0,37%	19,63%	-4,95%
67	12,16%	15,12%	-2,95%	15,81%	-3,64%	17,21%	-5,05%
68	15,67%	16,88%	-1,21%	20,50%	-4,83%	18,20%	-2,53%
69	15,38%	17,18%	-1,81%	15,83%	-0,45%	18,18%	-2,81%
70	11,71%	12,48%	-0,77%	15,88%	-4,17%	18,39%	-6,68%
71	13,39%	15,66%	-2,27%	11,38%	2,01%	15,70%	-2,31%
72	20,04%	20,19%	-0,15%	19,09%	0,94%	21,77%	-1,73%
73	17,93%	22,22%	-4,30%	20,93%	-3,00%	21,00%	-3,07%
74	21,98%	24,44%	-2,46%	24,48%	-2,50%	26,36%	-4,38%
75	19,44%	20,08%	-0,63%	19,36%	0,08%	22,91%	-3,46%
76	14,83%	20,56%	-5,74%	16,93%	-2,10%	17,85%	-3,02%
77	16,33%	20,40%	-4,07%	16,32%	0,02%	17,79%	-1,46%
78	13,57%	15,15%	-1,59%	14,99%	-1,42%	17,43%	-3,86%
79	10,84%	12,80%	-1,96%	14,29%	-3,45%	15,85%	-5,01%
80	13,14%	17,60%	-4,46%	16,93%	-3,79%	16,59%	-3,45%
81	14,33%	13,38%	0,95%	17,97%	-3,63%	17,63%	-3,30%
82	16,87%	17,25%	-0,37%	14,54%	2,33%	18,89%	-2,01%
83	10,48%	14,46%	-3,98%	14,93%	-4,45%	15,18%	-4,70%
84	14,39%	15,65%	-1,26%	16,51%	-2,12%	16,22%	-1,83%
85	9,09%	11,63%	-2,54%	9,52%	-0,43%	21,54%	-12,45%
86	19,09%	14,50%	4,59%	13,04%	6,05%	17,78%	1,31%
87	13,64%	16,37%	-2,74%	14,55%	-0,91%	16,51%	-2,88%
88	5,71%	13,75%	-8,04%	27,27%	-21,56%	20,00%	-14,29%
Tot.	17,22%	19,70%	-2,48%	20,06%	-2,84%	20,99%	-3,78%

PARTITO RIFONDAZIONE COMUNISTA

sezioni	Camera 2001 Proporzionale	Camera 1996 Proporzionale	Incremento / decremento su Camera 1996	Comunali 1999	Incremento / decremento su Comunali 1999	Regionali 2000	Incremento / decremento su Regionali 2000
1	7,85%	13,93%	-6,07%	8,25%	-0,39%	6,06%	1,80%
2	11,09%	17,68%	-6,60%	11,44%	-0,35%	8,67%	2,42%
3	6,95%	14,18%	-7,23%	6,74%	0,21%	6,63%	0,32%
4	4,55%	8,86%	-4,32%	5,59%	-1,05%	4,54%	0,01%
5	3,03%	6,20%	-3,17%	3,94%	-0,91%	2,43%	0,60%
6	4,94%	8,94%	-4,00%	5,70%	-0,76%	4,55%	0,39%
7	6,84%	10,85%	-4,01%	8,06%	-1,22%	7,87%	-1,04%
8	4,99%	10,19%	-5,21%	5,60%	-0,61%	5,43%	-0,45%
9	5,24%	5,96%	-0,71%	5,14%	0,10%	3,93%	1,32%
10	6,75%	10,98%	-4,23%	6,88%	-0,13%	6,35%	0,39%
11	6,91%	12,64%	-5,73%	9,03%	-2,12%	6,03%	0,88%
12	5,42%	11,49%	-6,07%	4,79%	0,63%	4,77%	0,65%
13	4,23%	8,17%	-3,93%	3,09%	1,14%	2,46%	1,77%
14	6,75%	10,43%	-3,68%	6,97%	-0,22%	5,58%	1,17%
15	4,32%	9,59%	-5,27%	5,08%	-0,76%	3,34%	0,97%
16	5,86%	15,80%	-9,94%	8,62%	-2,76%	6,01%	-0,15%
17	9,83%	12,47%	-2,64%	7,94%	1,89%	6,15%	3,68%
18	4,73%	9,98%	-5,25%	4,67%	0,07%	3,69%	1,04%
19	6,37%	12,35%	-5,98%	6,91%	-0,55%	7,23%	-0,86%
20	6,46%	15,38%	-8,93%	10,26%	-3,80%	5,47%	0,98%
21	4,30%	9,99%	-5,69%	6,42%	-2,12%	3,53%	0,77%
22	6,58%	12,38%	-5,79%	4,96%	1,62%	3,54%	3,05%
23	5,53%	13,18%	-7,65%	6,75%	-1,21%	5,21%	0,32%
24	5,81%	12,09%	-6,28%	7,08%	-1,28%	4,39%	1,41%
25	4,82%	8,37%	-3,55%	6,09%	-1,27%	4,50%	0,33%
26	2,11%	6,20%	-4,09%	2,25%	-0,14%	0,60%	1,51%
27	4,67%	10,31%	-5,65%	3,98%	0,68%	4,22%	0,45%
28	6,30%	11,53%	-5,22%	4,98%	1,32%	3,27%	3,04%
29	7,78%	13,34%	-5,56%	9,62%	-1,84%	7,20%	0,58%
30	5,45%	11,62%	-6,17%	6,22%	-0,77%	3,87%	1,59%
31	8,04%	14,63%	-6,59%	9,89%	-1,85%	6,09%	1,95%
32	2,46%	5,72%	-3,26%	2,17%	0,30%	1,11%	1,35%
33	3,96%	4,63%	-0,67%	2,50%	1,46%	3,06%	0,90%
34	4,83%	8,38%	-3,55%	5,25%	-0,42%	3,17%	1,66%
35	3,30%	8,94%	-5,65%	3,06%	0,24%	3,36%	-0,07%
36	4,50%	5,49%	-0,99%	4,56%	-0,06%	3,86%	0,64%
37	3,54%	5,70%	-2,16%	3,00%	0,53%	1,33%	2,21%
38	5,98%	11,63%	-5,64%	6,45%	-0,47%	6,22%	-0,23%
39	4,01%	7,73%	-3,71%	5,76%	-1,74%	2,76%	1,25%
40	2,91%	6,91%	-4,00%	4,76%	-1,85%	2,90%	0,00%
41	3,89%	6,78%	-2,89%	2,77%	1,11%	3,21%	0,68%
42	4,69%	9,29%	-4,60%	4,88%	-0,19%	5,72%	-1,04%
43	5,41%	9,31%	-3,90%	5,61%	-0,20%	5,03%	0,38%
44	5,57%	10,80%	-5,23%	6,43%	-0,86%	5,13%	0,45%
45	5,13%	10,86%	-5,73%	5,91%	-0,78%	3,65%	1,48%
46	3,35%	9,67%	-6,31%	4,87%	-1,52%	2,44%	0,92%
47	8,33%	13,00%	-4,67%	8,95%	-0,61%	8,19%	0,14%
48	8,13%	13,16%	-5,03%	8,33%	-0,20%	5,78%	2,35%
49	9,08%	14,18%	-5,10%	8,83%	0,25%	5,15%	3,93%
50	9,12%	16,30%	-7,18%	11,06%	-1,94%	7,97%	1,15%
51	6,69%	12,27%	-5,59%	6,15%	0,53%	5,09%	1,59%
52	6,75%	12,74%	-5,99%	7,48%	-0,74%	5,20%	1,55%

PARTITO RIFONDAZIONE COMUNISTA

sezioni	Camera 2001 Proporzionale	Camera 1996 Proporzionale	Incremento / decremento su Camera 1996	Comunali 1999	Incremento / decremento su Comunali 1999	Regionali 2000	Incremento / decremento su Regionali 2000
53	7,65%	14,61%	-6,96%	6,70%	0,95%	7,99%	-0,34%
54	5,41%	13,76%	-8,35%	4,84%	0,56%	3,90%	1,51%
55	5,03%	13,68%	-8,65%	7,13%	-2,10%	5,69%	-0,67%
56	5,96%	13,90%	-7,94%	8,09%	-2,13%	5,75%	0,21%
57	5,92%	17,94%	-12,02%	7,98%	-2,06%	4,57%	1,35%
58	6,42%	14,22%	-7,81%	9,67%	-3,25%	5,65%	0,76%
59	7,58%	15,01%	-7,43%	10,73%	-3,15%	6,47%	1,11%
60	8,21%	16,50%	-8,28%	10,42%	-2,20%	6,60%	1,61%
61	6,56%	13,17%	-6,61%	7,69%	-1,13%	5,03%	1,54%
62	5,38%	10,96%	-5,57%	6,76%	-1,38%	3,91%	1,47%
63	6,02%	13,98%	-7,96%	6,98%	-0,95%	4,55%	1,47%
64	6,36%	11,51%	-5,15%	5,82%	0,54%	5,12%	1,24%
65	7,62%	16,15%	-8,54%	6,42%	1,20%	8,96%	-1,34%
66	8,30%	14,74%	-6,44%	5,38%	2,92%	4,24%	4,05%
67	6,51%	15,89%	-9,38%	6,66%	-0,14%	6,10%	0,41%
68	5,17%	12,74%	-7,57%	6,21%	-1,04%	3,60%	1,57%
69	5,84%	12,71%	-6,87%	6,80%	-0,96%	4,62%	1,22%
70	12,48%	27,15%	-14,67%	16,08%	-3,60%	12,45%	0,03%
71	5,39%	16,54%	-11,14%	7,42%	-2,02%	5,59%	-0,19%
72	4,91%	9,09%	-4,18%	5,37%	-0,46%	4,98%	-0,06%
73	4,43%	9,16%	-4,73%	5,76%	-1,33%	4,48%	-0,05%
74	7,11%	10,99%	-3,87%	1,18%	5,93%	4,89%	2,22%
75	7,49%	12,55%	-5,06%	7,52%	-0,03%	7,20%	0,29%
76	5,63%	14,09%	-8,46%	6,35%	-0,72%	5,91%	-0,28%
77	7,17%	11,55%	-4,38%	7,74%	-0,57%	5,66%	1,51%
78	8,43%	14,96%	-6,52%	7,56%	0,87%	5,17%	3,26%
79	9,50%	15,73%	-6,23%	9,31%	0,19%	7,77%	1,73%
80	7,03%	12,98%	-5,95%	7,28%	-0,25%	6,49%	0,54%
81	4,17%	11,93%	-7,77%	5,20%	-1,03%	6,70%	-2,53%
82	8,35%	15,05%	-6,70%	6,63%	1,72%	7,11%	1,24%
83	8,17%	15,87%	-7,70%	7,35%	0,82%	6,92%	1,25%
84	6,68%	16,36%	-9,68%	9,01%	-2,33%	6,30%	0,38%
85	9,09%	22,09%	-13,00%	12,70%	-3,61%	13,85%	-4,76%
86	9,09%	9,92%	-0,83%	13,04%	-3,95%	10,00%	-0,91%
87	5,30%	14,62%	-9,32%	7,27%	-1,97%	5,50%	-0,20%
88	5,71%	12,50%	-6,79%	9,09%	-3,38%	0,00%	5,71%
Tot.	6,02%	11,76%	-5,74%	6,59%	-0,57%	5,09%	0,93%