



Comune di Arezzo

Ufficio Servizi Demografici, Archivio e Protocollo

Ufficio Servizi Tecnologici

Referendum Popolari del 12 e 13 giugno 2011




Modalità di affidamento e gestione dei servizi pubblici locali di rilevanza economica. Abrogazione.



Determinazione della tariffa del servizio idrico integrato in base all'adeguata remunerazione del capitale investito. Abrogazione parziale di norma.



Nuove centrali per la produzione di energia nucleare. Abrogazione parziale di norme.



Abrogazione di norme della legge 7 aprile 2010, n. 51, in materia di legittimo impedimento del Presidente del Consiglio dei Ministri e dei Ministri a comparire in udienza penale, quale risultante a seguito della sentenza n. 23 del 2011 della Corte Costituzionale.

REFERENDUM POPOLARI

12 e 13 giugno 2011

Comunicazione / Elezione		Modalità di affidamento e gestione dei servizi pubblici locali di rilevanza economica. Abrogazione.		Determinazione della tariffa del servizio idrico integrato in base all'adeguata remunerazione del capitale investito. Abrogazione parziale di norma.		Nuove centrali per la produzione di energia nucleare. Abrogazione parziale di norme.		Abrogazione di norme della legge 7 aprile 2010, n. 51, in materia di legittimo impedimento del Presidente del Consiglio dei Ministri e dei Ministri a comparire in udienza penale, quale risultante a seguito della sentenza n. 23 del 2011 della Corte Costituzionale.	
Prima comunicazione	Totali	10,66%	ore 12.00 del 12/6	10,67%	ore 12.00 del 12/6	10,66%	ore 12.00 del 12/6	10,66%	ore 12.00 del 12/6
Seconda comunicazione	Totali	30,59%	ore 19.00 del 12/6	30,60%	ore 19.00 del 12/6	30,56%	ore 19.00 del 12/6	30,56%	ore 19.00 del 12/6
Terza comunicazione	Totali	40,28%	ore 22.00 del 12/6	40,29%	ore 22.00 del 12/6	40,28%	ore 22.00 del 12/6	40,12%	ore 22.00 del 12/6
Comunicazione finale	Maschi	56,72%	ore 15.00 del 13/6 (chiusura seggi)	56,74%	ore 15.00 del 13/6 (chiusura seggi)	56,63%	ore 15.00 del 13/6 (chiusura seggi)	56,66%	ore 15.00 del 13/6 (chiusura seggi)
	Femmine	55,24%		55,25%		55,27%		55,18%	
	Totali	55,94%		55,95%		55,92%		55,88%	

RISULTATI PRECEDENTI REFERENDUM

21 e 22 giugno 2009		Premio di maggioranza alla lista più votata alla Camera		Premio di maggioranza alla lista più votata al Senato		Abrogazione delle candidature multiple	
Prima comunicazione	Totali	5,72%	ore 12.00 del 21/6	5,72%	ore 12.00 del 21/6	5,86%	ore 12.00 del 21/6
Seconda comunicazione	Totali	19,79%	ore 19.00 del 21/6	19,81%	ore 19.00 del 21/6	20,58%	ore 19.00 del 21/6
Terza comunicazione	Totali	27,21%	ore 22.00 del 21/6	27,21%	ore 22.00 del 21/6	28,22%	ore 22.00 del 21/6
Comunicazione finale	Maschi	40,84%	ore 15.00 del 22/6 (chiusura seggi)	40,87%	ore 15.00 del 22/6 (chiusura seggi)	42,39%	ore 15.00 del 22/6 (chiusura seggi)
	Femmine	36,51%		36,50%		37,80%	
	Totali	38,56%		38,57%		39,97%	

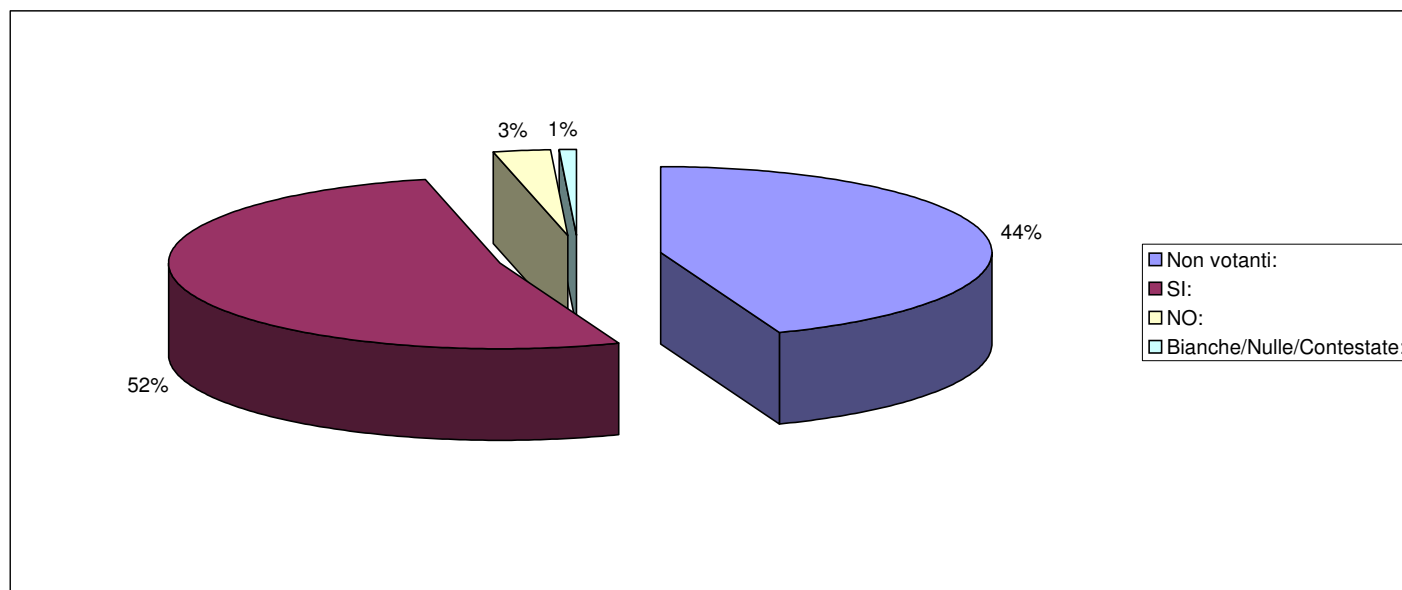
12 e 13 giugno 2005		Limite alla ricerca clinica e sperimentale sugli embrioni		Norme sui limiti all'accesso		Norme sulle finalità, diritti soggetti coinvolti e limiti di accesso		Divieto di fecondazione eterologa	
Prima comunicazione	Totali	4,99%	ore 12.00 del 12/6	4,99%	ore 12.00 del 12/6	4,99%	ore 12.00 del 12/6	4,99%	ore 12.00 del 12/6
Seconda comunicazione	Totali	17,07%	ore 19.00 del 12/6	17,07%	ore 19.00 del 12/6	17,07%	ore 19.00 del 12/6	17,03%	ore 19.00 del 12/6
Terza comunicazione	Totali	23,05%	ore 22.00 del 12/6	23,05%	ore 22.00 del 12/6	23,05%	ore 22.00 del 12/6	23,02%	ore 22.00 del 12/6
Comunicazione finale	Maschi	32,24%	ore 15.00 del 13/6 (chiusura seggi)	32,23%	ore 15.00 del 13/6 (chiusura seggi)	32,21%	ore 15.00 del 13/6 (chiusura seggi)	32,16%	ore 15.00 del 13/6 (chiusura seggi)
	Femmine	31,40%		31,41%		31,41%		31,38%	
	Totali	31,80%		31,80%		31,79%		31,75%	

15 e 16 giugno 2003		Referendum su Art.18		Referendum su elettrodotto	
Prima comunicazione	Totali	4,82%	ore 12.00 del 15/6	4,84%	ore 12.00 del 15/6
Seconda comunicazione	Totali	11,47%	ore 19.00 del 15/6	8,79%	ore 19.00 del 15/6
Terza comunicazione	Totali	16,15%	ore 22.00 del 15/6	13,84%	ore 22.00 del 15/6
Comunicazione finale	Maschi	27,88%	ore 15.00 del 16/6 (chiusura seggi)	28,00%	ore 15.00 del 16/6 (chiusura seggi)
	Femmine	25,87%		25,93%	
	Totali	26,82%		26,91%	

Modalità di affidamento e gestione dei servizi pubblici locali di rilevanza economica. Abrogazione.

12 e 13 giugno 2011

Non votanti:	33.983
SI:	40.306
NO:	2.141
Bianche/Nulle/Contestate:	699



ELEZIONI REFERENDARIE
Consultazione: Referendum 2011
Comune di AREZZO
Referendum n.1 - Affidamento e gestione
servizi pubblici locali
Riepilogo voti Referendum per comune
 Sezioni scrutinate: 97 Su 97 - DATI UFFICIOSI

	Tot.	%
SI	40306	94.96%
NO	2141	5.04%
Totale Voti Validi	42447	98.38%
Schede Bianche	562	1.30%
Voti Non Validi	137	0.32%
Voti Cont. Non Ass. SI	0	0.00%
Voti Cont. Non Ass. NO	0	0.00%
Voti Cont. Non Ass.	0	0.00%

	Tot.	M	F
Votanti	43146	20745	22401
	(55.94%)	(56.72%)	(55.24%)
Elettori	77129	36577	40552

Sono considerati e stampati come votanti e elettori solo quelli delle sezioni scrutinate.

Le percentuali dei voti SI e NO sono calcolate rispetto al totale dei voti validi,
 mentre le restanti percentuali sono calcolate rispetto al totale votanti.

ELEZIONI REFERENDARIE
Consultazione: Referendum 2011
Comune di AREZZO

Referendum n.1 - Affidamento e gestione servizi pubblici locali
Riepilogo voti Referendum per sezione
 Sezioni scrutinate: 97 Su 97 - DATI UFFICIOSI

Sezione	SI		NO		Totale Voti Validi	Schede Bianche	Voti Non Validi			Votanti	Iscritti
	SI	NO	SI	NO			SI	NO	VCNAS		
1	280 (95.24%)	14 (4.76%)	294 (99.32%)	2 (0.68%)	294 (99.32%)	2 (0.68%)	0 (0.00%)	0 (0.00%)	0 (0.00%)	296 (44.65%)	663
2	255 (94.10%)	16 (5.90%)	271 (97.13%)	6 (2.15%)	271 (97.13%)	6 (2.15%)	2 (0.72%)	0 (0.00%)	0 (0.00%)	279 (50.54%)	552
3	216 (88.16%)	29 (11.84%)	245 (98.39%)	4 (1.61%)	245 (98.39%)	4 (1.61%)	0 (0.00%)	0 (0.00%)	0 (0.00%)	249 (39.78%)	626
4	286 (92.56%)	23 (7.44%)	309 (98.41%)	4 (1.27%)	309 (98.41%)	4 (1.27%)	1 (0.32%)	0 (0.00%)	0 (0.00%)	314 (45.38%)	692
5	230 (95.04%)	12 (4.96%)	242 (97.19%)	6 (2.41%)	242 (97.19%)	6 (2.41%)	1 (0.40%)	0 (0.00%)	0 (0.00%)	249 (41.23%)	604
6	381 (93.15%)	28 (6.85%)	409 (98.55%)	5 (1.20%)	409 (98.55%)	5 (1.20%)	1 (0.24%)	0 (0.00%)	0 (0.00%)	415 (51.81%)	801
7	308 (95.06%)	16 (4.94%)	324 (98.78%)	2 (0.61%)	324 (98.78%)	2 (0.61%)	2 (0.61%)	0 (0.00%)	0 (0.00%)	328 (55.59%)	590
8	376 (93.30%)	27 (6.70%)	403 (98.29%)	6 (1.46%)	403 (98.29%)	6 (1.46%)	1 (0.24%)	0 (0.00%)	0 (0.00%)	410 (46.59%)	880
9	322 (93.06%)	24 (6.94%)	346 (96.92%)	10 (2.80%)	346 (96.92%)	10 (2.80%)	1 (0.28%)	0 (0.00%)	0 (0.00%)	357 (40.71%)	877
10	364 (97.33%)	10 (2.67%)	374 (98.94%)	2 (0.53%)	374 (98.94%)	2 (0.53%)	2 (0.53%)	0 (0.00%)	0 (0.00%)	378 (57.62%)	656
11	476 (96.55%)	17 (3.45%)	493 (98.40%)	6 (1.20%)	493 (98.40%)	6 (1.20%)	2 (0.40%)	0 (0.00%)	0 (0.00%)	501 (56.17%)	892
12	451 (94.75%)	25 (5.25%)	476 (99.79%)	0 (0.00%)	476 (99.79%)	0 (0.00%)	1 (0.21%)	0 (0.00%)	0 (0.00%)	477 (59.18%)	806
13	360 (94.99%)	19 (5.01%)	379 (98.44%)	3 (0.78%)	379 (98.44%)	3 (0.78%)	3 (0.78%)	0 (0.00%)	0 (0.00%)	385 (49.36%)	780
14	614 (94.46%)	36 (5.54%)	650 (97.74%)	14 (2.11%)	650 (97.74%)	14 (2.11%)	1 (0.15%)	0 (0.00%)	0 (0.00%)	665 (58.08%)	1145
15	452 (90.95%)	45 (9.05%)	497 (98.81%)	5 (0.99%)	497 (98.81%)	5 (0.99%)	1 (0.20%)	0 (0.00%)	0 (0.00%)	503 (57.42%)	876
16	397 (95.89%)	17 (4.11%)	414 (98.57%)	6 (1.43%)	414 (98.57%)	6 (1.43%)	0 (0.00%)	0 (0.00%)	0 (0.00%)	420 (62.97%)	667
17	308 (96.55%)	11 (3.45%)	319 (97.85%)	7 (2.15%)	319 (97.85%)	7 (2.15%)	0 (0.00%)	0 (0.00%)	0 (0.00%)	326 (55.25%)	590
18	395 (96.11%)	16 (3.89%)	411 (98.09%)	6 (1.43%)	411 (98.09%)	6 (1.43%)	2 (0.48%)	0 (0.00%)	0 (0.00%)	419 (53.72%)	780
19	497 (95.95%)	21 (4.05%)	518 (98.29%)	8 (1.52%)	518 (98.29%)	8 (1.52%)	1 (0.19%)	0 (0.00%)	0 (0.00%)	527 (59.35%)	888
20	343 (96.35%)	13 (3.65%)	356 (99.16%)	2 (0.56%)	356 (99.16%)	2 (0.56%)	1 (0.28%)	0 (0.00%)	0 (0.00%)	359 (59.54%)	603
21	589 (94.09%)	37 (5.91%)	626 (98.43%)	8 (1.26%)	626 (98.43%)	8 (1.26%)	2 (0.31%)	0 (0.00%)	0 (0.00%)	636 (61.57%)	1033
22	355 (93.67%)	24 (6.33%)	379 (98.70%)	5 (1.30%)	379 (98.70%)	5 (1.30%)	0 (0.00%)	0 (0.00%)	0 (0.00%)	384 (54.31%)	707
23	500 (93.46%)	35 (6.54%)	535 (99.07%)	4 (0.74%)	535 (99.07%)	4 (0.74%)	1 (0.19%)	0 (0.00%)	0 (0.00%)	540 (54.71%)	987
24	550 (93.86%)	36 (6.14%)	586 (98.82%)	6 (1.01%)	586 (98.82%)	6 (1.01%)	1 (0.17%)	0 (0.00%)	0 (0.00%)	593 (58.14%)	1020
25	464 (94.31%)	28 (5.69%)	492 (98.60%)	4 (0.80%)	492 (98.60%)	4 (0.80%)	3 (0.60%)	0 (0.00%)	0 (0.00%)	499 (49.55%)	1007
26	354 (92.67%)	28 (7.33%)	382 (98.71%)	4 (1.03%)	382 (98.71%)	4 (1.03%)	1 (0.26%)	0 (0.00%)	0 (0.00%)	387 (46.13%)	839
27	368 (92.70%)	29 (7.30%)	397 (97.78%)	8 (1.97%)	397 (97.78%)	8 (1.97%)	1 (0.25%)	0 (0.00%)	0 (0.00%)	406 (52.93%)	767
28	451 (93.57%)	31 (6.43%)	482 (98.57%)	4 (0.82%)	482 (98.57%)	4 (0.82%)	3 (0.61%)	0 (0.00%)	0 (0.00%)	489 (55.69%)	878
29	423 (95.06%)	22 (4.94%)	445 (99.78%)	1 (0.22%)	445 (99.78%)	1 (0.22%)	0 (0.00%)	0 (0.00%)	0 (0.00%)	446 (61.69%)	723
30	386 (94.84%)	21 (5.16%)	407 (98.07%)	8 (1.93%)	407 (98.07%)	8 (1.93%)	0 (0.00%)	0 (0.00%)	0 (0.00%)	415 (49.35%)	841
31	513 (93.61%)	35 (6.39%)	548 (98.38%)	9 (1.62%)	548 (98.38%)	9 (1.62%)	0 (0.00%)	0 (0.00%)	0 (0.00%)	557 (57.66%)	966
32	343 (92.70%)	27 (7.30%)	370 (97.88%)	8 (2.12%)	370 (97.88%)	8 (2.12%)	0 (0.00%)	0 (0.00%)	0 (0.00%)	378 (45.43%)	832
33	374 (94.21%)	23 (5.79%)	397 (99.00%)	3 (0.75%)	397 (99.00%)	3 (0.75%)	1 (0.25%)	0 (0.00%)	0 (0.00%)	401 (48.31%)	830
34	412 (93.85%)	27 (6.15%)	439 (98.21%)	6 (1.34%)	439 (98.21%)	6 (1.34%)	2 (0.45%)	0 (0.00%)	0 (0.00%)	447 (50.28%)	889
35	472 (95.35%)	23 (4.65%)	495 (98.41%)	8 (1.59%)	495 (98.41%)	8 (1.59%)	0 (0.00%)	0 (0.00%)	0 (0.00%)	503 (49.51%)	1016
36	346 (92.27%)	29 (7.73%)	375 (98.68%)	2 (0.53%)	375 (98.68%)	2 (0.53%)	3 (0.79%)	0 (0.00%)	0 (0.00%)	380 (49.80%)	763
37	502 (95.80%)	22 (4.20%)	524 (97.94%)	9 (1.68%)	524 (97.94%)	9 (1.68%)	2 (0.37%)	0 (0.00%)	0 (0.00%)	535 (51.74%)	1034
38	478 (93.73%)	32 (6.27%)	510 (97.89%)	7 (1.34%)	510 (97.89%)	7 (1.34%)	4 (0.77%)	0 (0.00%)	0 (0.00%)	521 (60.72%)	858
39	475 (93.14%)	35 (6.86%)	510 (99.22%)	4 (0.78%)	510 (99.22%)	4 (0.78%)	0 (0.00%)	0 (0.00%)	0 (0.00%)	514 (51.25%)	1003
40	340 (92.64%)	27 (7.36%)	367 (97.87%)	6 (1.60%)	367 (97.87%)	6 (1.60%)	2 (0.53%)	0 (0.00%)	0 (0.00%)	375 (53.04%)	707
41	402 (94.81%)	22 (5.19%)	424 (97.92%)	8 (1.85%)	424 (97.92%)	8 (1.85%)	1 (0.23%)	0 (0.00%)	0 (0.00%)	433 (52.93%)	818
42	444 (96.31%)	17 (3.69%)	461 (98.29%)	8 (1.71%)	461 (98.29%)	8 (1.71%)	0 (0.00%)	0 (0.00%)	0 (0.00%)	469 (55.70%)	842
43	563 (95.75%)	25 (4.25%)	588 (98.16%)	9 (1.50%)	588 (98.16%)	9 (1.50%)	2 (0.33%)	0 (0.00%)	0 (0.00%)	599 (63.12%)	949
44	637 (93.95%)	41 (6.05%)	678 (98.55%)	9 (1.31%)	678 (98.55%)	9 (1.31%)	1 (0.15%)	0 (0.00%)	0 (0.00%)	688 (58.11%)	1184
45	531 (94.82%)	29 (5.18%)	560 (98.07%)	9 (1.58%)	560 (98.07%)	9 (1.58%)	2 (0.35%)	0 (0.00%)	0 (0.00%)	571 (58.03%)	984
46	483 (95.64%)	22 (4.36%)	505 (97.68%)	9 (1.74%)	505 (97.68%)	9 (1.74%)	3 (0.58%)	0 (0.00%)	0 (0.00%)	517 (57.38%)	901
47	477 (95.02%)	25 (4.98%)	502 (98.82%)	6 (1.18%)	502 (98.82%)	6 (1.18%)	0 (0.00%)	0 (0.00%)	0 (0.00%)	508 (58.12%)	874
48	523 (95.96%)	22 (4.04%)	545 (98.91%)	6 (1.09%)	545 (98.91%)	6 (1.09%)	0 (0.00%)	0 (0.00%)	0 (0.00%)	551 (61.84%)	891
49	578 (96.17%)	23 (3.83%)	601 (98.36%)	6 (0.98%)	601 (98.36%)	6 (0.98%)	4 (0.65%)	0 (0.00%)	0 (0.00%)	611 (69.51%)	879
50	432 (95.36%)	21 (4.64%)	453 (98.48%)	4 (0.87%)	453 (98.48%)	4 (0.87%)	3 (0.65%)	0 (0.00%)	0 (0.00%)	460 (59.82%)	769
51	445 (95.09%)	23 (4.91%)	468 (98.94%)	5 (1.06%)	468 (98.94%)	5 (1.06%)	0 (0.00%)	0 (0.00%)	0 (0.00%)	473 (56.04%)	844
52	469 (95.91%)	20 (4.09%)	489 (98.79%)	5 (1.01%)	489 (98.79%)	5 (1.01%)	1 (0.20%)	0 (0.00%)	0 (0.00%)	495 (63.38%)	781
53	446 (94.69%)	25 (5.31%)	471 (98.33%)	7 (1.46%)	471 (98.33%)	7 (1.46%)	1 (0.21%)	0 (0.00%)	0 (0.00%)	479 (57.02%)	840
54	310 (97.79%)	7 (2.21%)	317 (99.06%)	3 (0.94%)	317 (99.06%)	3 (0.94%)	0 (0.00%)	0 (0.00%)	0 (0.00%)	320 (54.51%)	587
55	435 (95.60%)	20 (4.40%)	455 (98.27%)	3 (0.65%)	455 (98.27%)	3 (0.65%)	5 (1.08%)	0 (0.00%)	0 (0.00%)	463 (57.95%)	799
56	458 (95.22%)	23 (4.78%)	481 (98.57%)	6 (1.23%)	481 (98.57%)	6 (1.23%)	1 (0.20%)	0 (0.00%)	0 (0.00%)	488 (62.81%)	777
57	509 (95.50%)	24 (4.50%)	533 (98.34%)	6 (1.11%)	533 (98.34%)	6 (1.11%)	3 (0.55%)	0 (0.00%)	0 (0.00%)	542 (54.75%)	990
58	548 (97.16%)	16 (2.84%)	564 (98.26%)	8 (1.39%)	564 (98.26%)	8 (1.39%)	2 (0.35%)	0 (0.00%)	0 (0.00%)	574 (64.06%)	896
59	509 (96.22%)	20 (3.78%)	529 (98.51%)	7 (1.30%)	529 (98.51%)	7 (1.30%)	1 (0.19%)	0 (0.00%)	0 (0.00%)	537 (57.80%)	929
60	622 (94.82%)	34 (5.18%)	656 (97.76%)	13 (1.94%)	656 (97.76%)	13 (1.94%)	2 (0.30%)	0 (0.00%)	0 (0.00%)	671 (61.22%)	1096
61	547 (94.80%)	30 (5.20%)	577 (98.63%)	5 (0.85%)	577 (98.63%)	5 (0.85%)	3 (0.51%)	0 (0.00%)	0 (0.00%)	585 (57.69%)	1014
62	523 (94.92%)	28 (5.08%)	551 (98.39%)	2 (0.36%)	551 (98.39%)	2 (0.36%)	7 (1.25%)	0 (0.00%)	0 (0.00%)	560 (56.22%)	996
63	292 (94.81%)	16 (5.19%)	308 (98.72%)	3 (0.96%)	308 (98.72%)	3 (0.96%)	1 (0.32%)	0 (0.00%)	0 (0.00%)	312 (55.42%)	563
64	338 (95.75%)	15 (4.25%)	353 (98.06%)	6 (1.67%)	353 (98.06%)	6 (1.67%)	1 (0.28%)	0 (0.00%)	0 (0.00%)	360 (56.96%)	632
65	275 (97.17%)	8 (2.83%)	283 (98.61%)	3 (1.05%)	283 (98.61%)	3 (1.05%)	1 (0.35%)	0 (0.00%)	0 (0.00%)	287 (57.86%)	496
66	373 (95.89%)	16 (4.11%)	389 (98.48%)	5 (1.27%)	389 (98.48%)	5 (1.27%)	1 (0.25%)	0 (0.00%)	0 (0.00%)	395 (52.39%)	754
67	520 (96.83%)	17 (3.17%)	537 (98.17%)	9 (1.65%)	537 (98.17%)	9 (1.65%)	1 (0.18%)	0 (0.00%)	0 (0.00%)	547 (57.94%)	944
68	413 (94.72%)	23 (5.28%)	436 (97.76%)	7 (1.57%)	436 (97.76%)	7 (1.57%)	3 (0.67%)	0 (0.00%)	0 (0.00%)	446 (57.11%)	781

69	548 (95.14%)	28 (4.86%)	576 (96.64%)	16 (2.68%)	4 (0.67%)	0 (0.00%)	0 (0.00%)	0 (0.00%)	596 (59.42%)	1003
70	454 (93.22%)	33 (6.78%)	487 (97.79%)	9 (1.81%)	2 (0.40%)	0 (0.00%)	0 (0.00%)	0 (0.00%)	498 (64.59%)	771
71	455 (97.22%)	13 (2.78%)	468 (97.30%)	9 (1.87%)	4 (0.83%)	0 (0.00%)	0 (0.00%)	0 (0.00%)	481 (59.38%)	810
72	428 (95.11%)	22 (4.89%)	450 (97.19%)	11 (2.38%)	2 (0.43%)	0 (0.00%)	0 (0.00%)	0 (0.00%)	463 (53.90%)	859
73	613 (95.19%)	31 (4.81%)	644 (98.47%)	6 (0.92%)	4 (0.61%)	0 (0.00%)	0 (0.00%)	0 (0.00%)	654 (56.92%)	1149
74	475 (95.96%)	20 (4.04%)	495 (98.21%)	7 (1.39%)	2 (0.40%)	0 (0.00%)	0 (0.00%)	0 (0.00%)	504 (58.67%)	859
75	455 (94.20%)	28 (5.80%)	483 (98.37%)	7 (1.43%)	1 (0.20%)	0 (0.00%)	0 (0.00%)	0 (0.00%)	491 (60.02%)	818
76	534 (96.74%)	18 (3.26%)	552 (98.92%)	6 (1.08%)	0 (0.00%)	0 (0.00%)	0 (0.00%)	0 (0.00%)	558 (52.49%)	1063
77	477 (94.83%)	26 (5.17%)	503 (99.02%)	5 (0.98%)	0 (0.00%)	0 (0.00%)	0 (0.00%)	0 (0.00%)	508 (53.64%)	947
78	322 (94.99%)	17 (5.01%)	339 (98.26%)	5 (1.45%)	1 (0.29%)	0 (0.00%)	0 (0.00%)	0 (0.00%)	345 (56.19%)	614
79	501 (94.53%)	29 (5.47%)	530 (98.88%)	5 (0.93%)	1 (0.19%)	0 (0.00%)	0 (0.00%)	0 (0.00%)	536 (56.30%)	952
80	509 (94.79%)	28 (5.21%)	537 (98.17%)	9 (1.65%)	1 (0.18%)	0 (0.00%)	0 (0.00%)	0 (0.00%)	547 (56.33%)	971
81	569 (96.93%)	18 (3.07%)	587 (97.83%)	9 (1.50%)	4 (0.67%)	0 (0.00%)	0 (0.00%)	0 (0.00%)	600 (59.35%)	1011
82	366 (96.83%)	12 (3.17%)	378 (97.93%)	7 (1.81%)	1 (0.26%)	0 (0.00%)	0 (0.00%)	0 (0.00%)	386 (54.60%)	707
83	354 (97.52%)	9 (2.48%)	363 (98.11%)	6 (1.62%)	1 (0.27%)	0 (0.00%)	0 (0.00%)	0 (0.00%)	370 (54.17%)	683
84	421 (94.61%)	24 (5.39%)	445 (99.11%)	4 (0.89%)	0 (0.00%)	0 (0.00%)	0 (0.00%)	0 (0.00%)	449 (56.41%)	796
85	28 (96.55%)	1 (3.45%)	29 (100.00%)	0 (0.00%)	0 (0.00%)	0 (0.00%)	0 (0.00%)	0 (0.00%)	29 (32.58%)	89
86	53 (92.98%)	4 (7.02%)	57 (98.28%)	1 (1.72%)	0 (0.00%)	0 (0.00%)	0 (0.00%)	0 (0.00%)	58 (46.77%)	124
87	483 (94.71%)	27 (5.29%)	510 (98.08%)	8 (1.54%)	2 (0.38%)	0 (0.00%)	0 (0.00%)	0 (0.00%)	520 (64.28%)	809
88	428 (92.84%)	33 (7.16%)	461 (98.72%)	6 (1.28%)	0 (0.00%)	0 (0.00%)	0 (0.00%)	0 (0.00%)	467 (61.13%)	764
89	396 (96.12%)	16 (3.88%)	412 (98.56%)	5 (1.20%)	1 (0.24%)	0 (0.00%)	0 (0.00%)	0 (0.00%)	418 (56.49%)	740
90	406 (96.90%)	13 (3.10%)	419 (98.82%)	5 (1.18%)	0 (0.00%)	0 (0.00%)	0 (0.00%)	0 (0.00%)	424 (54.64%)	776
91	484 (96.80%)	16 (3.20%)	500 (99.40%)	2 (0.40%)	1 (0.20%)	0 (0.00%)	0 (0.00%)	0 (0.00%)	503 (60.10%)	837
92	503 (94.91%)	27 (5.09%)	530 (99.07%)	2 (0.37%)	3 (0.56%)	0 (0.00%)	0 (0.00%)	0 (0.00%)	535 (56.85%)	941
93	370 (95.36%)	18 (4.64%)	388 (97.73%)	8 (2.02%)	1 (0.25%)	0 (0.00%)	0 (0.00%)	0 (0.00%)	397 (61.36%)	647
94	295 (95.47%)	14 (4.53%)	309 (97.48%)	6 (1.89%)	2 (0.63%)	0 (0.00%)	0 (0.00%)	0 (0.00%)	317 (61.20%)	518
95	202 (94.39%)	12 (5.61%)	214 (99.53%)	1 (0.47%)	0 (0.00%)	0 (0.00%)	0 (0.00%)	0 (0.00%)	215 (54.71%)	393
96	33 (94.29%)	2 (5.71%)	35 (100.00%)	0 (0.00%)	0 (0.00%)	0 (0.00%)	0 (0.00%)	0 (0.00%)	35 (0.00%)	0
97	36 (100.00%)	0 (0.00%)	36 (94.74%)	2 (5.26%)	0 (0.00%)	0 (0.00%)	0 (0.00%)	0 (0.00%)	38 (0.00%)	0
Tot.	40306 (94.96%)	2141 (5.04%)	42447 (98.38%)	562 (1.30%)	137 (0.32%)	0 (0.00%)	0 (0.00%)	0 (0.00%)	43146 (55.94%)	77129

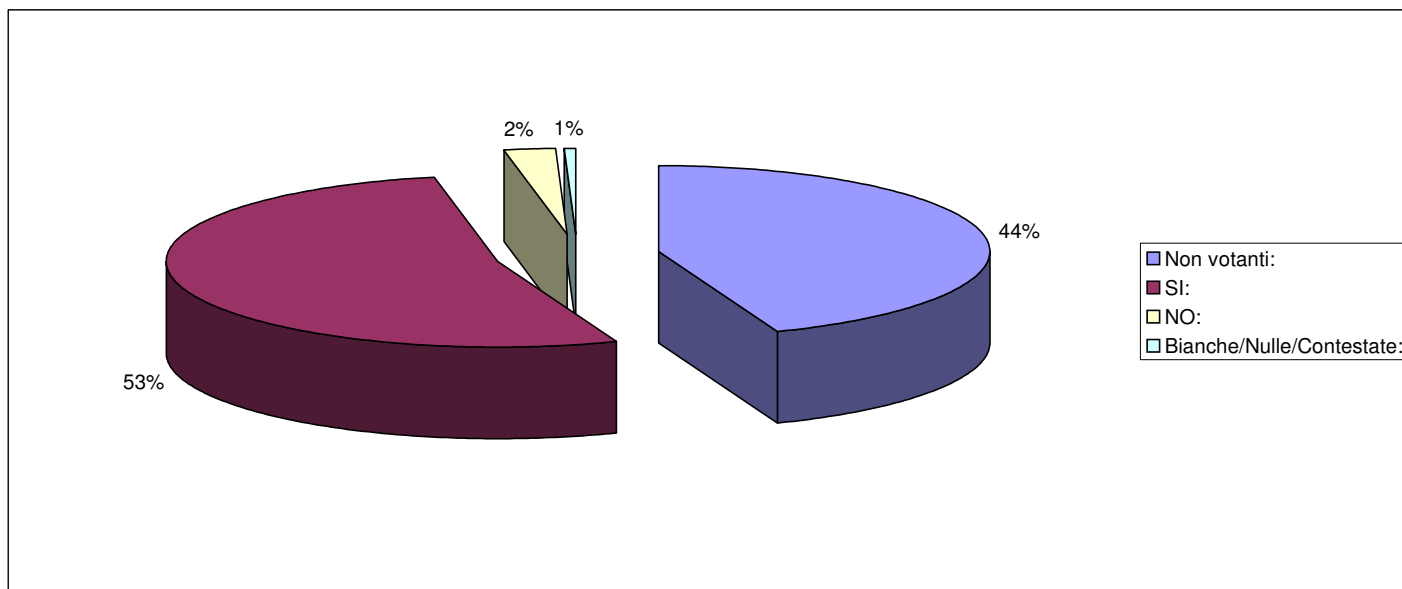
Sono considerati e stampati come votanti e elettori solo quelli delle sezioni scrutinate.
Le percentuali dei voti SI e NO sono calcolate rispetto al totale dei voti validi,
mentre le restanti percentuali sono calcolate rispetto al totale votanti.

Determinazione della tariffa del servizio idrico integrato in base all'adeguata remunerazione del capitale investito.

Abrogazione parziale di norma.

12 e 13 giugno 2011

Non votanti:	33.973
SI:	40.871
NO:	1.792
Bianche/Nulle/Contestate:	493



ELEZIONI REFERENDARIE
Consultazione: Referendum 2011
Comune di AREZZO
Referendum n.2 - Tariffa del servizio
idrico
Riepilogo voti Referendum per comune
 Sezioni scrutinate: 97 Su 97 - DATI UFFICIOSI

	Tot.	%
SI	40871	95.80%
NO	1792	4.20%
Totale Voti Validi	42663	98.86%
Schede Bianche	374	0.87%
Voti Non Validi	119	0.28%
Voti Cont. Non Ass. SI	0	0.00%
Voti Cont. Non Ass. NO	0	0.00%
Voti Cont. Non Ass.	0	0.00%

	Tot.	M	F
Votanti	43156	20752	22404
	(55.95%)	(56.74%)	(55.25%)
Elettori	77129	36577	40552

Sono considerati e stampati come votanti e elettori solo quelli delle sezioni scrutinate.

Le percentuali dei voti SI e NO sono calcolate rispetto al totale dei voti validi,
 mentre le restanti percentuali sono calcolate rispetto al totale votanti.

ELEZIONI REFERENDARIE
Consultazione: Referendum 2011
Comune di AREZZO
Referendum n.2 - Tariffa del servizio idrico
Riepilogo voti Referendum per sezione
 Sezioni scrutinate: 97 Su 97 - DATI UFFICIOSI

Sezione	Voti		Totale Voti Validi	Schede Bianche	Voti Non Validi		VCNAS			Votanti	Iscritti
	SI	NO			SI	NO	VCNAS	VCNAS	VCNAS		
1	281 (96.56%)	10 (3.44%)	291 (99.32%)	2 (0.68%)	0 (0.00%)	0 (0.00%)	0 (0.00%)	0 (0.00%)	0 (0.00%)	293 (44.19%)	663
2	264 (96.35%)	10 (3.65%)	274 (97.86%)	4 (1.43%)	2 (0.71%)	0 (0.00%)	0 (0.00%)	0 (0.00%)	0 (0.00%)	280 (50.72%)	552
3	222 (89.52%)	26 (10.48%)	248 (99.60%)	1 (0.40%)	0 (0.00%)	0 (0.00%)	0 (0.00%)	0 (0.00%)	0 (0.00%)	249 (39.78%)	626
4	294 (94.53%)	17 (5.47%)	311 (98.73%)	3 (0.95%)	1 (0.32%)	0 (0.00%)	0 (0.00%)	0 (0.00%)	0 (0.00%)	315 (45.52%)	692
5	232 (94.69%)	13 (5.31%)	245 (97.61%)	5 (1.99%)	1 (0.40%)	0 (0.00%)	0 (0.00%)	0 (0.00%)	0 (0.00%)	251 (41.56%)	604
6	394 (96.57%)	14 (3.43%)	408 (98.31%)	5 (1.20%)	2 (0.48%)	0 (0.00%)	0 (0.00%)	0 (0.00%)	0 (0.00%)	415 (51.81%)	801
7	308 (95.36%)	15 (4.64%)	323 (98.48%)	4 (1.22%)	1 (0.30%)	0 (0.00%)	0 (0.00%)	0 (0.00%)	0 (0.00%)	328 (55.59%)	590
8	376 (93.07%)	28 (6.93%)	404 (99.02%)	4 (0.98%)	0 (0.00%)	0 (0.00%)	0 (0.00%)	0 (0.00%)	0 (0.00%)	408 (46.36%)	880
9	330 (94.29%)	20 (5.71%)	350 (97.77%)	7 (1.96%)	1 (0.28%)	0 (0.00%)	0 (0.00%)	0 (0.00%)	0 (0.00%)	358 (40.82%)	877
10	361 (96.27%)	14 (3.73%)	375 (99.47%)	1 (0.27%)	1 (0.27%)	0 (0.00%)	0 (0.00%)	0 (0.00%)	0 (0.00%)	377 (57.47%)	656
11	481 (96.98%)	15 (3.02%)	496 (99.00%)	3 (0.60%)	2 (0.40%)	0 (0.00%)	0 (0.00%)	0 (0.00%)	0 (0.00%)	501 (56.17%)	892
12	457 (96.41%)	17 (3.59%)	474 (99.37%)	1 (0.21%)	2 (0.42%)	0 (0.00%)	0 (0.00%)	0 (0.00%)	0 (0.00%)	477 (59.18%)	806
13	370 (96.86%)	12 (3.14%)	382 (98.96%)	3 (0.78%)	1 (0.26%)	0 (0.00%)	0 (0.00%)	0 (0.00%)	0 (0.00%)	386 (49.49%)	780
14	626 (95.57%)	29 (4.43%)	655 (98.64%)	9 (1.36%)	0 (0.00%)	0 (0.00%)	0 (0.00%)	0 (0.00%)	0 (0.00%)	664 (57.99%)	1145
15	450 (90.73%)	46 (9.27%)	496 (98.61%)	4 (0.80%)	3 (0.60%)	0 (0.00%)	0 (0.00%)	0 (0.00%)	0 (0.00%)	503 (57.42%)	876
16	403 (96.41%)	15 (3.59%)	418 (99.29%)	2 (0.48%)	1 (0.24%)	0 (0.00%)	0 (0.00%)	0 (0.00%)	0 (0.00%)	421 (63.12%)	667
17	309 (95.67%)	14 (4.33%)	323 (98.18%)	5 (1.52%)	1 (0.30%)	0 (0.00%)	0 (0.00%)	0 (0.00%)	0 (0.00%)	329 (55.76%)	590
18	397 (95.66%)	18 (4.34%)	415 (99.05%)	3 (0.72%)	1 (0.24%)	0 (0.00%)	0 (0.00%)	0 (0.00%)	0 (0.00%)	419 (53.72%)	780
19	506 (97.12%)	15 (2.88%)	521 (98.86%)	5 (0.95%)	1 (0.19%)	0 (0.00%)	0 (0.00%)	0 (0.00%)	0 (0.00%)	527 (59.35%)	888
20	344 (96.09%)	14 (3.91%)	358 (99.72%)	1 (0.28%)	0 (0.00%)	0 (0.00%)	0 (0.00%)	0 (0.00%)	0 (0.00%)	359 (59.54%)	603
21	601 (95.40%)	29 (4.60%)	630 (98.75%)	7 (1.10%)	1 (0.16%)	0 (0.00%)	0 (0.00%)	0 (0.00%)	0 (0.00%)	638 (61.76%)	1033
22	360 (94.49%)	21 (5.51%)	381 (99.22%)	3 (0.78%)	0 (0.00%)	0 (0.00%)	0 (0.00%)	0 (0.00%)	0 (0.00%)	384 (54.31%)	707
23	508 (94.42%)	30 (5.58%)	538 (99.63%)	2 (0.37%)	0 (0.00%)	0 (0.00%)	0 (0.00%)	0 (0.00%)	0 (0.00%)	540 (54.71%)	987
24	560 (95.08%)	29 (4.92%)	589 (99.33%)	3 (0.51%)	1 (0.17%)	0 (0.00%)	0 (0.00%)	0 (0.00%)	0 (0.00%)	593 (58.14%)	1020
25	464 (94.12%)	29 (5.88%)	493 (98.60%)	6 (1.20%)	1 (0.20%)	0 (0.00%)	0 (0.00%)	0 (0.00%)	0 (0.00%)	500 (49.65%)	1007
26	359 (93.01%)	27 (6.99%)	386 (99.23%)	2 (0.51%)	1 (0.26%)	0 (0.00%)	0 (0.00%)	0 (0.00%)	0 (0.00%)	389 (46.36%)	839
27	377 (94.25%)	23 (5.75%)	400 (98.28%)	6 (1.47%)	1 (0.25%)	0 (0.00%)	0 (0.00%)	0 (0.00%)	0 (0.00%)	407 (53.06%)	767
28	462 (95.26%)	23 (4.74%)	485 (99.18%)	3 (0.61%)	1 (0.20%)	0 (0.00%)	0 (0.00%)	0 (0.00%)	0 (0.00%)	489 (55.69%)	878
29	427 (95.74%)	19 (4.26%)	446 (99.55%)	1 (0.22%)	1 (0.22%)	0 (0.00%)	0 (0.00%)	0 (0.00%)	0 (0.00%)	448 (61.96%)	723
30	397 (96.36%)	15 (3.64%)	412 (99.28%)	3 (0.72%)	0 (0.00%)	0 (0.00%)	0 (0.00%)	0 (0.00%)	0 (0.00%)	415 (49.35%)	841
31	523 (94.75%)	29 (5.25%)	552 (99.28%)	4 (0.72%)	0 (0.00%)	0 (0.00%)	0 (0.00%)	0 (0.00%)	0 (0.00%)	556 (57.56%)	966
32	354 (95.68%)	16 (4.32%)	370 (98.14%)	7 (1.86%)	0 (0.00%)	0 (0.00%)	0 (0.00%)	0 (0.00%)	0 (0.00%)	377 (45.31%)	832
33	380 (95.96%)	16 (4.04%)	396 (99.00%)	3 (0.75%)	1 (0.25%)	0 (0.00%)	0 (0.00%)	0 (0.00%)	0 (0.00%)	400 (48.19%)	830
34	420 (95.24%)	21 (4.76%)	441 (98.66%)	2 (0.45%)	4 (0.89%)	0 (0.00%)	0 (0.00%)	0 (0.00%)	0 (0.00%)	447 (50.28%)	889
35	472 (94.78%)	26 (5.22%)	498 (98.81%)	6 (1.19%)	0 (0.00%)	0 (0.00%)	0 (0.00%)	0 (0.00%)	0 (0.00%)	504 (49.61%)	1016
36	356 (94.43%)	21 (5.57%)	377 (99.21%)	2 (0.53%)	1 (0.26%)	0 (0.00%)	0 (0.00%)	0 (0.00%)	0 (0.00%)	380 (49.80%)	763
37	508 (96.21%)	20 (3.79%)	528 (99.06%)	4 (0.75%)	1 (0.19%)	0 (0.00%)	0 (0.00%)	0 (0.00%)	0 (0.00%)	533 (51.55%)	1034
38	485 (94.73%)	27 (5.27%)	512 (98.27%)	6 (1.15%)	3 (0.58%)	0 (0.00%)	0 (0.00%)	0 (0.00%)	0 (0.00%)	521 (60.72%)	858
39	475 (93.69%)	32 (6.31%)	507 (98.64%)	6 (1.17%)	1 (0.19%)	0 (0.00%)	0 (0.00%)	0 (0.00%)	0 (0.00%)	514 (51.25%)	1003
40	349 (94.32%)	21 (5.68%)	370 (98.40%)	3 (0.80%)	3 (0.80%)	0 (0.00%)	0 (0.00%)	0 (0.00%)	0 (0.00%)	376 (53.18%)	707
41	407 (95.32%)	20 (4.68%)	427 (98.39%)	6 (1.38%)	1 (0.23%)	0 (0.00%)	0 (0.00%)	0 (0.00%)	0 (0.00%)	434 (53.06%)	818
42	449 (96.56%)	16 (3.44%)	465 (99.15%)	4 (0.85%)	0 (0.00%)	0 (0.00%)	0 (0.00%)	0 (0.00%)	0 (0.00%)	469 (55.70%)	842
43	565 (96.25%)	22 (3.75%)	587 (98.00%)	9 (1.50%)	3 (0.50%)	0 (0.00%)	0 (0.00%)	0 (0.00%)	0 (0.00%)	599 (63.12%)	949
44	648 (95.01%)	34 (4.99%)	682 (99.13%)	5 (0.73%)	1 (0.15%)	0 (0.00%)	0 (0.00%)	0 (0.00%)	0 (0.00%)	688 (58.11%)	1184
45	538 (95.73%)	24 (4.27%)	562 (98.25%)	9 (1.57%)	1 (0.17%)	0 (0.00%)	0 (0.00%)	0 (0.00%)	0 (0.00%)	572 (58.13%)	984
46	489 (95.69%)	22 (4.31%)	511 (98.65%)	4 (0.77%)	3 (0.58%)	0 (0.00%)	0 (0.00%)	0 (0.00%)	0 (0.00%)	518 (57.49%)	901
47	484 (96.41%)	18 (3.59%)	502 (98.82%)	6 (1.18%)	0 (0.00%)	0 (0.00%)	0 (0.00%)	0 (0.00%)	0 (0.00%)	508 (58.12%)	874
48	523 (96.14%)	21 (3.86%)	544 (98.91%)	4 (0.73%)	2 (0.36%)	0 (0.00%)	0 (0.00%)	0 (0.00%)	0 (0.00%)	550 (61.73%)	891
49	580 (96.51%)	21 (3.49%)	601 (98.36%)	6 (0.98%)	4 (0.65%)	0 (0.00%)	0 (0.00%)	0 (0.00%)	0 (0.00%)	611 (69.51%)	879
50	436 (96.04%)	18 (3.96%)	454 (98.91%)	2 (0.44%)	3 (0.65%)	0 (0.00%)	0 (0.00%)	0 (0.00%)	0 (0.00%)	459 (59.69%)	769
51	457 (96.82%)	15 (3.18%)	472 (99.79%)	1 (0.21%)	0 (0.00%)	0 (0.00%)	0 (0.00%)	0 (0.00%)	0 (0.00%)	473 (56.04%)	844
52	479 (97.56%)	12 (2.44%)	491 (99.19%)	4 (0.81%)	0 (0.00%)	0 (0.00%)	0 (0.00%)	0 (0.00%)	0 (0.00%)	495 (63.38%)	781
53	449 (94.33%)	27 (5.67%)	476 (99.37%)	2 (0.42%)	1 (0.21%)	0 (0.00%)	0 (0.00%)	0 (0.00%)	0 (0.00%)	479 (57.02%)	840
54	309 (97.17%)	9 (2.83%)	318 (99.38%)	2 (0.63%)	0 (0.00%)	0 (0.00%)	0 (0.00%)	0 (0.00%)	0 (0.00%)	320 (54.51%)	587
55	441 (96.92%)	14 (3.08%)	455 (98.27%)	3 (0.65%)	5 (1.08%)	0 (0.00%)	0 (0.00%)	0 (0.00%)	0 (0.00%)	463 (57.95%)	799
56	460 (96.23%)	18 (3.77%)	478 (98.56%)	3 (0.62%)	4 (0.82%)	0 (0.00%)	0 (0.00%)	0 (0.00%)	0 (0.00%)	485 (62.42%)	777
57	516 (96.99%)	16 (3.01%)	532 (98.34%)	6 (1.11%)	3 (0.55%)	0 (0.00%)	0 (0.00%)	0 (0.00%)	0 (0.00%)	541 (54.65%)	990
58	554 (97.02%)	17 (2.98%)	571 (99.48%)	1 (0.17%)	2 (0.35%)	0 (0.00%)	0 (0.00%)	0 (0.00%)	0 (0.00%)	574 (64.06%)	896
59	514 (96.44%)	19 (3.56%)	533 (99.26%)	4 (0.74%)	0 (0.00%)	0 (0.00%)	0 (0.00%)	0 (0.00%)	0 (0.00%)	537 (57.80%)	929
60	635 (95.78%)	28 (4.22%)	663 (98.81%)	7 (1.04%)	1 (0.15%)	0 (0.00%)	0 (0.00%)	0 (0.00%)	0 (0.00%)	671 (61.22%)	1096
61	560 (96.39%)	21 (3.61%)	581 (99.32%)	2 (0.34%)	2 (0.34%)	0 (0.00%)	0 (0.00%)	0 (0.00%)	0 (0.00%)	585 (57.69%)	1014
62	535 (96.40%)	20 (3.60%)	555 (99.11%)	0 (0.00%)	5 (0.89%)	0 (0.00%)	0 (0.00%)	0 (0.00%)	0 (0.00%)	560 (56.22%)	996
63	294 (95.15%)	15 (4.85%)	309 (99.04%)	2 (0.64%)	1 (0.32%)	0 (0.00%)	0 (0.00%)	0 (0.00%)	0 (0.00%)	312 (55.42%)	563
64	345 (97.46%)	9 (2.54%)	354 (98.33%)	5 (1.39%)	1 (0.28%)	0 (0.00%)	0 (0.00%)	0 (0.00%)	0 (0.00%)	360 (56.96%)	632
65	277 (96.85%)	9 (3.15%)	286 (98.96%)	2 (0.69%)	1 (0.35%)	0 (0.00%)	0 (0.00%)	0 (0.00%)	0 (0.00%)	289 (58.27%)	496
66	375 (96.15%)	15 (3.85%)	390 (98.73%)	4 (1.01%)	1 (0.25%)	0 (0.00%)	0 (0.00%)	0 (0.00%)	0 (0.00%)	395 (52.39%)	754
67	527 (97.05%)	16 (2.95%)	543 (99.27%)	2 (0.37%)	2 (0.37%)	0 (0.00%)	0 (0.00%)	0 (0.00%)	0 (0.00%)	547 (57.94%)	944
68	421 (96.34%)	16 (3.66%)	437 (97.98%)	6 (1.35%)	3 (0.67%)	0 (0.00%)	0 (0.00%)	0 (0.00%)	0 (0.00%)	446 (57.11%)	781

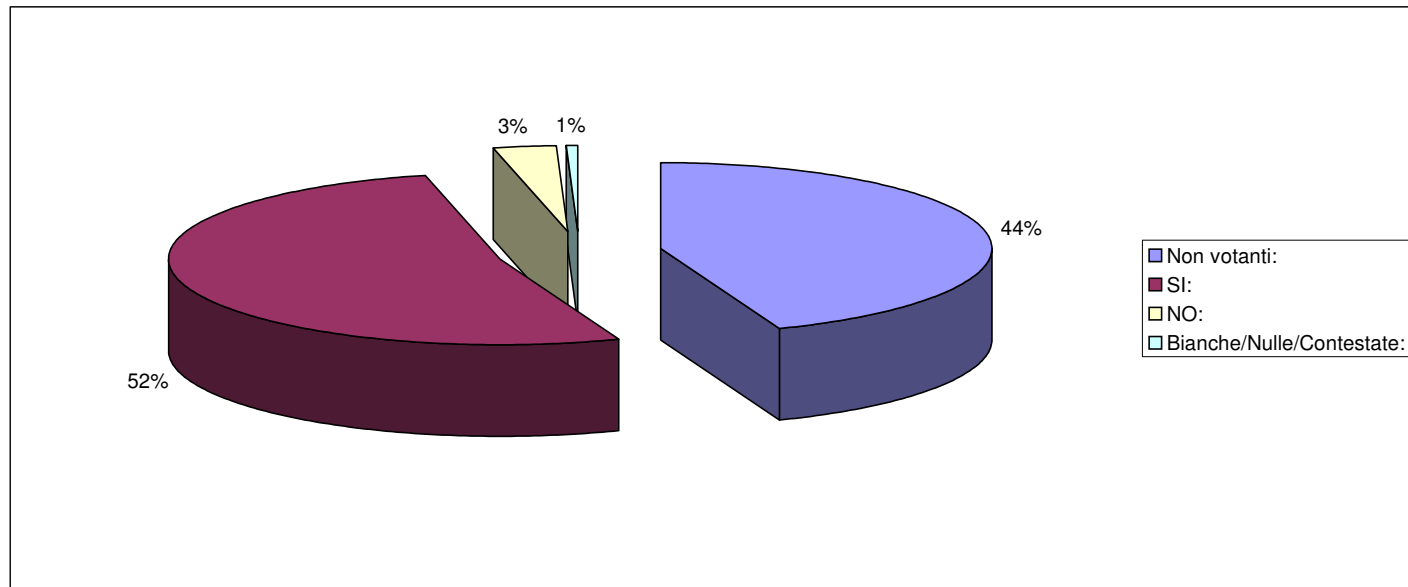
69	560 (95.24%)	28 (4.76%)	588 (98.49%)	5 (0.84%)	4 (0.67%)	0 (0.00%)	0 (0.00%)	0 (0.00%)	597 (59.52%)	1003
70	471 (95.73%)	21 (4.27%)	492 (98.80%)	4 (0.80%)	2 (0.40%)	0 (0.00%)	0 (0.00%)	0 (0.00%)	498 (64.59%)	771
71	463 (97.89%)	10 (2.11%)	473 (98.34%)	5 (1.04%)	3 (0.62%)	0 (0.00%)	0 (0.00%)	0 (0.00%)	481 (59.38%)	810
72	436 (95.82%)	19 (4.18%)	455 (98.06%)	7 (1.51%)	2 (0.43%)	0 (0.00%)	0 (0.00%)	0 (0.00%)	464 (54.02%)	859
73	622 (95.55%)	29 (4.45%)	651 (99.39%)	2 (0.31%)	2 (0.31%)	0 (0.00%)	0 (0.00%)	0 (0.00%)	655 (57.01%)	1149
74	488 (97.80%)	11 (2.20%)	499 (98.81%)	5 (0.99%)	1 (0.20%)	0 (0.00%)	0 (0.00%)	0 (0.00%)	505 (58.79%)	859
75	465 (95.88%)	20 (4.12%)	485 (98.78%)	6 (1.22%)	0 (0.00%)	0 (0.00%)	0 (0.00%)	0 (0.00%)	491 (60.02%)	818
76	542 (97.31%)	15 (2.69%)	557 (99.82%)	1 (0.18%)	0 (0.00%)	0 (0.00%)	0 (0.00%)	0 (0.00%)	558 (52.49%)	1063
77	481 (95.44%)	23 (4.56%)	504 (99.21%)	4 (0.79%)	0 (0.00%)	0 (0.00%)	0 (0.00%)	0 (0.00%)	508 (53.64%)	947
78	323 (95.56%)	15 (4.44%)	338 (97.97%)	6 (1.74%)	1 (0.29%)	0 (0.00%)	0 (0.00%)	0 (0.00%)	345 (56.19%)	614
79	503 (94.37%)	30 (5.63%)	533 (99.44%)	3 (0.56%)	0 (0.00%)	0 (0.00%)	0 (0.00%)	0 (0.00%)	536 (56.30%)	952
80	512 (95.17%)	26 (4.83%)	538 (98.35%)	8 (1.46%)	1 (0.18%)	0 (0.00%)	0 (0.00%)	0 (0.00%)	547 (56.33%)	971
81	575 (97.13%)	17 (2.87%)	592 (98.67%)	4 (0.67%)	4 (0.67%)	0 (0.00%)	0 (0.00%)	0 (0.00%)	600 (59.35%)	1011
82	368 (96.34%)	14 (3.66%)	382 (99.22%)	3 (0.78%)	0 (0.00%)	0 (0.00%)	0 (0.00%)	0 (0.00%)	385 (54.46%)	707
83	361 (98.10%)	7 (1.90%)	368 (99.46%)	2 (0.54%)	0 (0.00%)	0 (0.00%)	0 (0.00%)	0 (0.00%)	370 (54.17%)	683
84	427 (96.39%)	16 (3.61%)	443 (98.66%)	4 (0.89%)	2 (0.45%)	0 (0.00%)	0 (0.00%)	0 (0.00%)	449 (56.41%)	796
85	28 (96.55%)	1 (3.45%)	29 (100.00%)	0 (0.00%)	0 (0.00%)	0 (0.00%)	0 (0.00%)	0 (0.00%)	29 (32.58%)	89
86	52 (91.23%)	5 (8.77%)	57 (98.28%)	1 (1.72%)	0 (0.00%)	0 (0.00%)	0 (0.00%)	0 (0.00%)	58 (46.77%)	124
87	497 (96.88%)	16 (3.12%)	513 (98.65%)	6 (1.15%)	1 (0.19%)	0 (0.00%)	0 (0.00%)	0 (0.00%)	520 (64.28%)	809
88	440 (95.24%)	22 (4.76%)	462 (98.93%)	5 (1.07%)	0 (0.00%)	0 (0.00%)	0 (0.00%)	0 (0.00%)	467 (61.13%)	764
89	402 (96.87%)	13 (3.13%)	415 (99.28%)	3 (0.72%)	0 (0.00%)	0 (0.00%)	0 (0.00%)	0 (0.00%)	418 (56.49%)	740
90	407 (97.37%)	11 (2.63%)	418 (98.58%)	6 (1.42%)	0 (0.00%)	0 (0.00%)	0 (0.00%)	0 (0.00%)	424 (54.64%)	776
91	485 (97.00%)	15 (3.00%)	500 (99.40%)	2 (0.40%)	1 (0.20%)	0 (0.00%)	0 (0.00%)	0 (0.00%)	503 (60.10%)	837
92	504 (95.64%)	23 (4.36%)	527 (98.50%)	6 (1.12%)	2 (0.37%)	0 (0.00%)	0 (0.00%)	0 (0.00%)	535 (56.85%)	941
93	377 (96.17%)	15 (3.83%)	392 (98.74%)	5 (1.26%)	0 (0.00%)	0 (0.00%)	0 (0.00%)	0 (0.00%)	397 (61.36%)	647
94	299 (96.45%)	11 (3.55%)	310 (97.79%)	6 (1.89%)	1 (0.32%)	0 (0.00%)	0 (0.00%)	0 (0.00%)	317 (61.20%)	518
95	206 (96.26%)	8 (3.74%)	214 (99.53%)	1 (0.47%)	0 (0.00%)	0 (0.00%)	0 (0.00%)	0 (0.00%)	215 (54.71%)	393
96	33 (94.29%)	2 (5.71%)	35 (100.00%)	0 (0.00%)	0 (0.00%)	0 (0.00%)	0 (0.00%)	0 (0.00%)	35 (0.00%)	0
97	35 (97.22%)	1 (2.78%)	36 (94.74%)	2 (5.26%)	0 (0.00%)	0 (0.00%)	0 (0.00%)	0 (0.00%)	38 (0.00%)	0
Tot.	40871 (95.80%)	1792 (4.20%)	42663 (98.86%)	374 (0.87%)	119 (0.28%)	0 (0.00%)	0 (0.00%)	0 (0.00%)	43156 (55.95%)	77129

Sono considerati e stampati come votanti e elettori solo quelli delle sezioni scrutinate.
Le percentuali dei voti SI e NO sono calcolate rispetto al totale dei voti validi,
mentre le restanti percentuali sono calcolate rispetto al totale votanti.

Nuove centrali per la produzione di energia nucleare. Abrogazione parziale di norme.

12 e 13 giugno 2011

Non votanti:	33.999
SI:	40.286
NO:	2.349
Bianche/Nulle/Contestate:	495



ELEZIONI REFERENDARIE
Consultazione: Referendum 2011
Comune di AREZZO
Referendum n.3 - Norme per la
produzione di energia nucleare
Riepilogo voti Referendum per comune
 Sezioni scrutinate: 97 Su 97 - DATI UFFICIOSI

	Tot.	%
SI	40286	94.49%
NO	2349	5.51%
Totale Voti Validi	42635	98.85%
Schede Bianche	363	0.84%
Voti Non Validi	132	0.31%
Voti Cont. Non Ass. SI	0	0.00%
Voti Cont. Non Ass. NO	0	0.00%
Voti Cont. Non Ass.	0	0.00%

	Tot.	M	F
Votanti	43130	20715	22415
	(55.92%)	(56.63%)	(55.27%)
Elettori	77129	36577	40552

Sono considerati e stampati come votanti e elettori solo quelli delle sezioni scrutinate.

Le percentuali dei voti SI e NO sono calcolate rispetto al totale dei voti validi,
 mentre le restanti percentuali sono calcolate rispetto al totale votanti.

ELEZIONI REFERENDARIE
Consultazione: Referendum 2011
Comune di AREZZO

Referendum n.3 - Norme per la produzione di energia nucleare

Riepilogo voti Referendum per sezione

Sezioni scrutinate: 97 Su 97 - DATI UFFICIOSI

Sezione	SI		NO		Totale Voti Validi	Schede Bianche	Voti Non Validi	VCNAS			Votanti	Iscritti
	SI	NO	SI	NO				SI	NO	VCNAS		
1	278 (95.21%)	14 (4.79%)	292 (99.32%)	2 (0.68%)	292 (99.32%)	2 (0.68%)	0 (0.00%)	0 (0.00%)	0 (0.00%)	0 (0.00%)	294 (44.34%)	663
2	270 (97.83%)	6 (2.17%)	276 (97.87%)	5 (1.77%)	276 (97.87%)	5 (1.77%)	1 (0.35%)	0 (0.00%)	0 (0.00%)	0 (0.00%)	282 (51.09%)	552
3	226 (93.00%)	17 (7.00%)	243 (97.98%)	4 (1.61%)	243 (97.98%)	4 (1.61%)	1 (0.40%)	0 (0.00%)	0 (0.00%)	0 (0.00%)	248 (39.62%)	626
4	297 (96.12%)	12 (3.88%)	309 (98.41%)	3 (0.96%)	309 (98.41%)	3 (0.96%)	2 (0.64%)	0 (0.00%)	0 (0.00%)	0 (0.00%)	314 (45.38%)	692
5	230 (94.65%)	13 (5.35%)	243 (97.59%)	6 (2.41%)	243 (97.59%)	6 (2.41%)	0 (0.00%)	0 (0.00%)	0 (0.00%)	0 (0.00%)	249 (41.23%)	604
6	383 (92.96%)	29 (7.04%)	412 (99.04%)	4 (0.96%)	412 (99.04%)	4 (0.96%)	0 (0.00%)	0 (0.00%)	0 (0.00%)	0 (0.00%)	416 (51.94%)	801
7	312 (96.00%)	13 (4.00%)	325 (99.09%)	1 (0.30%)	325 (99.09%)	1 (0.30%)	2 (0.61%)	0 (0.00%)	0 (0.00%)	0 (0.00%)	328 (55.59%)	590
8	372 (92.54%)	30 (7.46%)	402 (98.77%)	4 (0.98%)	402 (98.77%)	4 (0.98%)	1 (0.25%)	0 (0.00%)	0 (0.00%)	0 (0.00%)	407 (46.25%)	880
9	326 (92.35%)	27 (7.65%)	353 (98.33%)	5 (1.39%)	353 (98.33%)	5 (1.39%)	1 (0.28%)	0 (0.00%)	0 (0.00%)	0 (0.00%)	359 (40.94%)	877
10	359 (96.51%)	13 (3.49%)	372 (98.15%)	5 (1.32%)	372 (98.15%)	5 (1.32%)	2 (0.53%)	0 (0.00%)	0 (0.00%)	0 (0.00%)	379 (57.77%)	656
11	474 (96.54%)	17 (3.46%)	491 (98.20%)	8 (1.60%)	491 (98.20%)	8 (1.60%)	1 (0.20%)	0 (0.00%)	0 (0.00%)	0 (0.00%)	500 (56.05%)	892
12	446 (94.49%)	26 (5.51%)	472 (99.79%)	0 (0.00%)	472 (99.79%)	0 (0.00%)	1 (0.21%)	0 (0.00%)	0 (0.00%)	0 (0.00%)	473 (58.68%)	806
13	355 (92.93%)	27 (7.07%)	382 (99.22%)	3 (0.78%)	382 (99.22%)	3 (0.78%)	0 (0.00%)	0 (0.00%)	0 (0.00%)	0 (0.00%)	385 (49.36%)	780
14	611 (94.00%)	39 (6.00%)	650 (98.19%)	11 (1.66%)	650 (98.19%)	11 (1.66%)	1 (0.15%)	0 (0.00%)	0 (0.00%)	0 (0.00%)	662 (57.82%)	1145
15	471 (94.58%)	27 (5.42%)	498 (99.01%)	2 (0.40%)	498 (99.01%)	2 (0.40%)	3 (0.60%)	0 (0.00%)	0 (0.00%)	0 (0.00%)	503 (57.42%)	876
16	397 (95.89%)	17 (4.11%)	414 (98.81%)	4 (0.95%)	414 (98.81%)	4 (0.95%)	1 (0.24%)	0 (0.00%)	0 (0.00%)	0 (0.00%)	419 (62.82%)	667
17	308 (94.19%)	19 (5.81%)	327 (99.09%)	2 (0.61%)	327 (99.09%)	2 (0.61%)	1 (0.30%)	0 (0.00%)	0 (0.00%)	0 (0.00%)	330 (55.93%)	590
18	395 (95.64%)	18 (4.36%)	413 (98.80%)	4 (0.96%)	413 (98.80%)	4 (0.96%)	1 (0.24%)	0 (0.00%)	0 (0.00%)	0 (0.00%)	418 (53.59%)	780
19	490 (94.23%)	30 (5.77%)	520 (98.86%)	4 (0.76%)	520 (98.86%)	4 (0.76%)	2 (0.38%)	0 (0.00%)	0 (0.00%)	0 (0.00%)	526 (59.23%)	888
20	328 (92.13%)	28 (7.87%)	356 (99.16%)	3 (0.84%)	356 (99.16%)	3 (0.84%)	0 (0.00%)	0 (0.00%)	0 (0.00%)	0 (0.00%)	359 (59.54%)	603
21	587 (93.17%)	43 (6.83%)	630 (98.44%)	8 (1.25%)	630 (98.44%)	8 (1.25%)	2 (0.31%)	0 (0.00%)	0 (0.00%)	0 (0.00%)	640 (61.96%)	1033
22	357 (93.46%)	25 (6.54%)	382 (99.22%)	2 (0.52%)	382 (99.22%)	2 (0.52%)	1 (0.26%)	0 (0.00%)	0 (0.00%)	0 (0.00%)	385 (54.46%)	707
23	510 (94.44%)	30 (5.56%)	540 (99.82%)	1 (0.18%)	540 (99.82%)	1 (0.18%)	0 (0.00%)	0 (0.00%)	0 (0.00%)	0 (0.00%)	541 (54.81%)	987
24	557 (94.73%)	31 (5.27%)	588 (99.32%)	2 (0.34%)	588 (99.32%)	2 (0.34%)	2 (0.34%)	0 (0.00%)	0 (0.00%)	0 (0.00%)	592 (58.04%)	1020
25	471 (95.15%)	24 (4.85%)	495 (99.20%)	3 (0.60%)	495 (99.20%)	3 (0.60%)	1 (0.20%)	0 (0.00%)	0 (0.00%)	0 (0.00%)	499 (49.55%)	1007
26	365 (94.32%)	22 (5.68%)	387 (99.23%)	2 (0.51%)	387 (99.23%)	2 (0.51%)	1 (0.26%)	0 (0.00%)	0 (0.00%)	0 (0.00%)	390 (46.48%)	839
27	371 (91.60%)	34 (8.40%)	405 (98.54%)	3 (0.73%)	405 (98.54%)	3 (0.73%)	3 (0.73%)	0 (0.00%)	0 (0.00%)	0 (0.00%)	411 (53.59%)	767
28	450 (93.75%)	30 (6.25%)	480 (99.17%)	1 (0.21%)	480 (99.17%)	1 (0.21%)	3 (0.62%)	0 (0.00%)	0 (0.00%)	0 (0.00%)	484 (55.13%)	878
29	419 (94.37%)	25 (5.63%)	444 (98.89%)	4 (0.89%)	444 (98.89%)	4 (0.89%)	1 (0.22%)	0 (0.00%)	0 (0.00%)	0 (0.00%)	449 (62.10%)	723
30	376 (92.16%)	32 (7.84%)	408 (98.55%)	6 (1.45%)	408 (98.55%)	6 (1.45%)	0 (0.00%)	0 (0.00%)	0 (0.00%)	0 (0.00%)	414 (49.23%)	841
31	512 (93.43%)	36 (6.57%)	548 (98.74%)	6 (1.08%)	548 (98.74%)	6 (1.08%)	1 (0.18%)	0 (0.00%)	0 (0.00%)	0 (0.00%)	555 (57.45%)	966
32	355 (95.95%)	15 (4.05%)	370 (98.14%)	7 (1.86%)	370 (98.14%)	7 (1.86%)	0 (0.00%)	0 (0.00%)	0 (0.00%)	0 (0.00%)	377 (45.31%)	832
33	372 (93.94%)	24 (6.06%)	396 (99.00%)	4 (1.00%)	396 (99.00%)	4 (1.00%)	0 (0.00%)	0 (0.00%)	0 (0.00%)	0 (0.00%)	400 (48.19%)	830
34	405 (92.47%)	33 (7.53%)	438 (98.21%)	4 (0.90%)	438 (98.21%)	4 (0.90%)	4 (0.90%)	0 (0.00%)	0 (0.00%)	0 (0.00%)	446 (50.17%)	889
35	476 (94.82%)	26 (5.18%)	502 (99.01%)	2 (0.39%)	502 (99.01%)	2 (0.39%)	3 (0.59%)	0 (0.00%)	0 (0.00%)	0 (0.00%)	507 (49.90%)	1016
36	344 (91.98%)	30 (8.02%)	374 (99.20%)	3 (0.80%)	374 (99.20%)	3 (0.80%)	0 (0.00%)	0 (0.00%)	0 (0.00%)	0 (0.00%)	377 (49.41%)	763
37	499 (94.15%)	31 (5.85%)	530 (98.88%)	3 (0.56%)	530 (98.88%)	3 (0.56%)	3 (0.56%)	0 (0.00%)	0 (0.00%)	0 (0.00%)	536 (51.84%)	1034
38	491 (94.42%)	29 (5.58%)	520 (99.05%)	2 (0.38%)	520 (99.05%)	2 (0.38%)	3 (0.57%)	0 (0.00%)	0 (0.00%)	0 (0.00%)	525 (61.19%)	858
39	474 (94.42%)	28 (5.58%)	502 (98.62%)	6 (1.18%)	502 (98.62%)	6 (1.18%)	1 (0.20%)	0 (0.00%)	0 (0.00%)	0 (0.00%)	509 (50.75%)	1003
40	350 (95.11%)	18 (4.89%)	368 (98.40%)	5 (1.34%)	368 (98.40%)	5 (1.34%)	1 (0.27%)	0 (0.00%)	0 (0.00%)	0 (0.00%)	374 (52.90%)	707
41	405 (94.63%)	23 (5.37%)	428 (97.94%)	7 (1.60%)	428 (97.94%)	7 (1.60%)	2 (0.46%)	0 (0.00%)	0 (0.00%)	0 (0.00%)	437 (53.42%)	818
42	438 (94.19%)	27 (5.81%)	465 (98.52%)	6 (1.27%)	465 (98.52%)	6 (1.27%)	1 (0.21%)	0 (0.00%)	0 (0.00%)	0 (0.00%)	472 (56.06%)	842
43	556 (93.92%)	36 (6.08%)	592 (99.00%)	4 (0.67%)	592 (99.00%)	4 (0.67%)	2 (0.33%)	0 (0.00%)	0 (0.00%)	0 (0.00%)	598 (63.01%)	949
44	639 (93.97%)	41 (6.03%)	680 (98.84%)	8 (1.16%)	680 (98.84%)	8 (1.16%)	0 (0.00%)	0 (0.00%)	0 (0.00%)	0 (0.00%)	688 (58.11%)	1184
45	539 (95.40%)	26 (4.60%)	565 (98.60%)	6 (1.05%)	565 (98.60%)	6 (1.05%)	2 (0.35%)	0 (0.00%)	0 (0.00%)	0 (0.00%)	573 (58.23%)	984
46	489 (95.69%)	22 (4.31%)	511 (99.22%)	2 (0.39%)	511 (99.22%)	2 (0.39%)	2 (0.39%)	0 (0.00%)	0 (0.00%)	0 (0.00%)	515 (57.16%)	901
47	472 (94.78%)	26 (5.22%)	498 (98.42%)	8 (1.58%)	498 (98.42%)	8 (1.58%)	0 (0.00%)	0 (0.00%)	0 (0.00%)	0 (0.00%)	506 (57.89%)	874
48	520 (94.72%)	29 (5.28%)	549 (99.82%)	0 (0.00%)	549 (99.82%)	0 (0.00%)	1 (0.18%)	0 (0.00%)	0 (0.00%)	0 (0.00%)	550 (61.73%)	891
49	580 (96.19%)	23 (3.81%)	603 (98.85%)	4 (0.66%)	603 (98.85%)	4 (0.66%)	3 (0.49%)	0 (0.00%)	0 (0.00%)	0 (0.00%)	610 (69.40%)	879
50	431 (95.35%)	21 (4.65%)	452 (99.12%)	3 (0.66%)	452 (99.12%)	3 (0.66%)	1 (0.22%)	0 (0.00%)	0 (0.00%)	0 (0.00%)	456 (59.30%)	769
51	446 (94.29%)	27 (5.71%)	473 (99.58%)	1 (0.21%)	473 (99.58%)	1 (0.21%)	1 (0.21%)	0 (0.00%)	0 (0.00%)	0 (0.00%)	475 (56.28%)	844
52	465 (95.29%)	23 (4.71%)	488 (98.59%)	6 (1.21%)	488 (98.59%)	6 (1.21%)	1 (0.20%)	0 (0.00%)	0 (0.00%)	0 (0.00%)	495 (63.38%)	781
53	434 (91.95%)	38 (8.05%)	472 (98.74%)	4 (0.84%)	472 (98.74%)	4 (0.84%)	2 (0.42%)	0 (0.00%)	0 (0.00%)	0 (0.00%)	478 (56.90%)	840
54	307 (96.54%)	11 (3.46%)	318 (99.07%)	3 (0.93%)	318 (99.07%)	3 (0.93%)	0 (0.00%)	0 (0.00%)	0 (0.00%)	0 (0.00%)	321 (54.68%)	587
55	427 (93.64%)	29 (6.36%)	456 (98.49%)	4 (0.86%)	456 (98.49%)	4 (0.86%)	3 (0.65%)	0 (0.00%)	0 (0.00%)	0 (0.00%)	463 (57.95%)	799
56	452 (93.78%)	30 (6.22%)	482 (98.97%)	3 (0.62%)	482 (98.97%)	3 (0.62%)	2 (0.41%)	0 (0.00%)	0 (0.00%)	0 (0.00%)	487 (62.68%)	777
57	507 (95.84%)	22 (4.16%)	529 (97.96%)	7 (1.30%)	529 (97.96%)	7 (1.30%)	4 (0.74%)	0 (0.00%)	0 (0.00%)	0 (0.00%)	540 (54.55%)	990
58	538 (94.55%)	31 (5.45%)	569 (99.30%)	1 (0.17%)	569 (99.30%)	1 (0.17%)	3 (0.52%)	0 (0.00%)	0 (0.00%)	0 (0.00%)	573 (63.95%)	896
59	514 (96.07%)	21 (3.93%)	535 (99.44%)	2 (0.37%)	535 (99.44%)	2 (0.37%)	1 (0.19%)	0 (0.00%)	0 (0.00%)	0 (0.00%)	538 (57.91%)	929
60	622 (93.11%)	46 (6.89%)	668 (99.40%)	2 (0.30%)	668 (99.40%)	2 (0.30%)	2 (0.30%)	0 (0.00%)	0 (0.00%)	0 (0.00%)	672 (61.31%)	1096
61	551 (95.33%)	27 (4.67%)	578 (99.14%)	5 (0.86%)	578 (99.14%)	5 (0.86%)	0 (0.00%)	0 (0.00%)	0 (0.00%)	0 (0.00%)	583 (57.50%)	1014
62	514 (92.61%)	41 (7.39%)	555 (99.28%)	2 (0.36%)	555 (99.28%)	2 (0.36%)	2 (0.36%)	0 (0.00%)	0 (0.00%)	0 (0.00%)	559 (56.12%)	996
63	289 (93.53%)	20 (6.47%)	309 (98.72%)	2 (0.64%)	309 (98.72%)	2 (0.64%)	2 (0.64%)	0 (0.00%)	0 (0.00%)	0 (0.00%)	313 (55.60%)	563
64	344 (96.09%)	14 (3.91%)	358 (99.17%)	3 (0.83%)	358 (99.17%)	3 (0.83%)	0 (0.00%)					

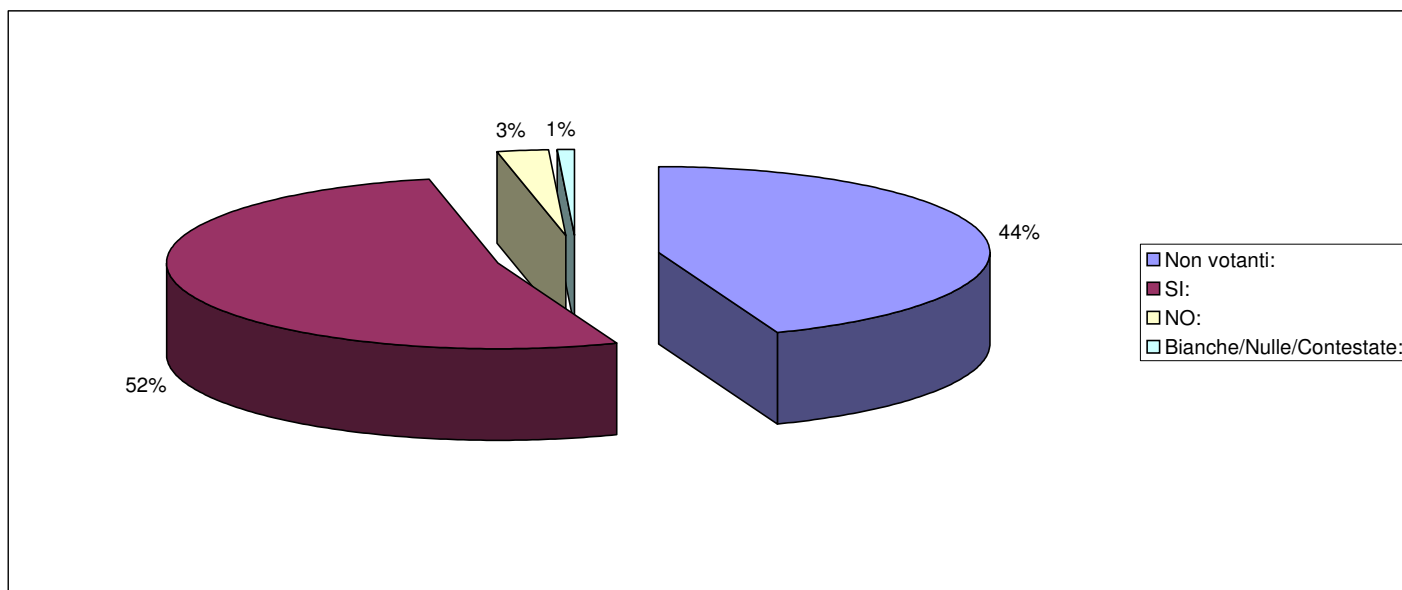
69	545 (93.00%)	41 (7.00%)	586 (98.49%)	6 (1.01%)	3 (0.50%)	0 (0.00%)	0 (0.00%)	0 (0.00%)	595 (59.32%)	1003
70	473 (96.14%)	19 (3.86%)	492 (98.99%)	4 (0.80%)	1 (0.20%)	0 (0.00%)	0 (0.00%)	0 (0.00%)	497 (64.46%)	771
71	451 (95.35%)	22 (4.65%)	473 (98.75%)	4 (0.84%)	2 (0.42%)	0 (0.00%)	0 (0.00%)	0 (0.00%)	479 (59.14%)	810
72	437 (96.04%)	18 (3.96%)	455 (98.27%)	5 (1.08%)	3 (0.65%)	0 (0.00%)	0 (0.00%)	0 (0.00%)	463 (53.90%)	859
73	615 (95.35%)	30 (4.65%)	645 (99.08%)	1 (0.15%)	5 (0.77%)	0 (0.00%)	0 (0.00%)	0 (0.00%)	651 (56.66%)	1149
74	469 (94.37%)	28 (5.63%)	497 (98.81%)	5 (0.99%)	1 (0.20%)	0 (0.00%)	0 (0.00%)	0 (0.00%)	503 (58.56%)	859
75	457 (93.65%)	31 (6.35%)	488 (99.39%)	2 (0.41%)	1 (0.20%)	0 (0.00%)	0 (0.00%)	0 (0.00%)	491 (60.02%)	818
76	526 (95.46%)	25 (4.54%)	551 (98.92%)	5 (0.90%)	1 (0.18%)	0 (0.00%)	0 (0.00%)	0 (0.00%)	557 (52.40%)	1063
77	466 (92.64%)	37 (7.36%)	503 (99.02%)	5 (0.98%)	0 (0.00%)	0 (0.00%)	0 (0.00%)	0 (0.00%)	508 (53.64%)	947
78	330 (96.21%)	13 (3.79%)	343 (99.13%)	2 (0.58%)	1 (0.29%)	0 (0.00%)	0 (0.00%)	0 (0.00%)	346 (56.35%)	614
79	501 (94.71%)	28 (5.29%)	529 (98.88%)	4 (0.75%)	2 (0.37%)	0 (0.00%)	0 (0.00%)	0 (0.00%)	535 (56.20%)	952
80	512 (94.99%)	27 (5.01%)	539 (98.54%)	6 (1.10%)	2 (0.37%)	0 (0.00%)	0 (0.00%)	0 (0.00%)	547 (56.33%)	971
81	558 (94.10%)	35 (5.90%)	593 (98.50%)	4 (0.66%)	5 (0.83%)	0 (0.00%)	0 (0.00%)	0 (0.00%)	602 (59.55%)	1011
82	367 (95.57%)	17 (4.43%)	384 (99.48%)	2 (0.52%)	0 (0.00%)	0 (0.00%)	0 (0.00%)	0 (0.00%)	386 (54.60%)	707
83	354 (96.20%)	14 (3.80%)	368 (99.19%)	2 (0.54%)	1 (0.27%)	0 (0.00%)	0 (0.00%)	0 (0.00%)	371 (54.32%)	683
84	409 (93.17%)	30 (6.83%)	439 (98.21%)	8 (1.79%)	0 (0.00%)	0 (0.00%)	0 (0.00%)	0 (0.00%)	447 (56.16%)	796
85	26 (89.66%)	3 (10.34%)	29 (100.00%)	0 (0.00%)	0 (0.00%)	0 (0.00%)	0 (0.00%)	0 (0.00%)	29 (32.58%)	89
86	53 (91.38%)	5 (8.62%)	58 (98.31%)	1 (1.69%)	0 (0.00%)	0 (0.00%)	0 (0.00%)	0 (0.00%)	59 (47.58%)	124
87	475 (93.50%)	33 (6.50%)	508 (98.07%)	7 (1.35%)	3 (0.58%)	0 (0.00%)	0 (0.00%)	0 (0.00%)	518 (64.03%)	809
88	436 (94.58%)	25 (5.42%)	461 (99.35%)	3 (0.65%)	0 (0.00%)	0 (0.00%)	0 (0.00%)	0 (0.00%)	464 (60.73%)	764
89	401 (96.16%)	16 (3.84%)	417 (99.29%)	3 (0.71%)	0 (0.00%)	0 (0.00%)	0 (0.00%)	0 (0.00%)	420 (56.76%)	740
90	402 (95.49%)	19 (4.51%)	421 (99.29%)	1 (0.24%)	2 (0.47%)	0 (0.00%)	0 (0.00%)	0 (0.00%)	424 (54.64%)	776
91	468 (94.16%)	29 (5.84%)	497 (99.00%)	3 (0.60%)	2 (0.40%)	0 (0.00%)	0 (0.00%)	0 (0.00%)	502 (59.98%)	837
92	504 (94.92%)	27 (5.08%)	531 (99.07%)	3 (0.56%)	2 (0.37%)	0 (0.00%)	0 (0.00%)	0 (0.00%)	536 (56.96%)	941
93	371 (95.13%)	19 (4.87%)	390 (98.24%)	7 (1.76%)	0 (0.00%)	0 (0.00%)	0 (0.00%)	0 (0.00%)	397 (61.36%)	647
94	292 (94.81%)	16 (5.19%)	308 (97.47%)	6 (1.90%)	2 (0.63%)	0 (0.00%)	0 (0.00%)	0 (0.00%)	316 (61.00%)	518
95	205 (96.24%)	8 (3.76%)	213 (98.61%)	2 (0.93%)	1 (0.46%)	0 (0.00%)	0 (0.00%)	0 (0.00%)	216 (54.96%)	393
96	33 (94.29%)	2 (5.71%)	35 (100.00%)	0 (0.00%)	0 (0.00%)	0 (0.00%)	0 (0.00%)	0 (0.00%)	35 (0.00%)	0
97	37 (100.00%)	0 (0.00%)	37 (97.37%)	1 (2.63%)	0 (0.00%)	0 (0.00%)	0 (0.00%)	0 (0.00%)	38 (0.00%)	0
Tot.	40286 (94.49%)	2349 (5.51%)	42635 (98.85%)	363 (0.84%)	132 (0.31%)	0 (0.00%)	0 (0.00%)	0 (0.00%)	43130 (55.92%)	77129

Sono considerati e stampati come votanti e elettori solo quelli delle sezioni scrutinate.
Le percentuali dei voti SI e NO sono calcolate rispetto al totale dei voti validi,
mentre le restanti percentuali sono calcolate rispetto al totale votanti.

Abrogazione di norme della legge 7 aprile 2010, n. 51, in materia di legittimo impedimento del Presidente del Consiglio dei Ministri e dei Ministri a comparire in udienza penale, quale risultante a seguito della sentenza n. 23 del 2011 della Corte Costituzionale.

12 e 13 giugno 2011

Non votanti:	34.026
SI:	40.429
NO:	2.113
Bianche/Nulle/Contestate:	561



ELEZIONI REFERENDARIE
Consultazione: Referendum 2011
Comune di AREZZO

Referendum n.4 - Legittimo impedimento
Riepilogo voti Referendum per comune
 Sezioni scrutinate: 97 Su 97 - DATI UFFICIOSI

	Tot.	%
SI	40429	95.03%
NO	2113	4.97%
Totale Voti Validi	42542	98.70%
Schede Bianche	416	0.97%
Voti Non Validi	145	0.34%
Voti Cont. Non Ass. SI	0	0.00%
Voti Cont. Non Ass. NO	0	0.00%
Voti Cont. Non Ass.	0	0.00%

	Tot.	M	F
Votanti	43103	20726	22377
	(55.88%)	(56.66%)	(55.18%)
Elettori	77129	36577	40552

Sono considerati e stampati come votanti e elettori solo quelli delle sezioni scrutinate.

Le percentuali dei voti SI e NO sono calcolate rispetto al totale dei voti validi,
 mentre le restanti percentuali sono calcolate rispetto al totale votanti.

ELEZIONI REFERENDARIE
Consultazione: Referendum 2011
Comune di AREZZO
Referendum n.4 - Legittimo impedimento
Riepilogo voti Referendum per sezione
 Sezioni scrutinate: 97 Su 97 - DATI UFFICIOSI

Sezione	SI		NO		Totale Voti Validi	Schede Bianche	Voti Non Validi	VCNAS			Votanti	Iscritti
	SI	NO	SI	NO				SI	NO	VCNAS		
1	278 (95.21%)	14 (4.79%)	292 (99.66%)	1 (0.34%)	292 (98.21%)	3 (1.08%)	0 (0.00%)	0 (0.00%)	0 (0.00%)	0 (0.00%)	293 (44.19%)	663
2	263 (95.99%)	11 (4.01%)	274 (98.21%)	3 (1.08%)	274 (98.79%)	3 (1.21%)	2 (0.72%)	0 (0.00%)	0 (0.00%)	0 (0.00%)	279 (50.54%)	552
3	229 (93.85%)	15 (6.15%)	244 (98.79%)	3 (1.21%)	244 (97.99%)	4 (1.61%)	0 (0.00%)	0 (0.00%)	0 (0.00%)	0 (0.00%)	247 (39.46%)	626
4	294 (94.53%)	17 (5.47%)	311 (98.73%)	2 (0.63%)	311 (97.99%)	4 (1.61%)	1 (0.40%)	0 (0.00%)	0 (0.00%)	0 (0.00%)	315 (45.52%)	692
5	232 (95.08%)	12 (4.92%)	244 (97.99%)	4 (1.61%)	244 (99.04%)	4 (0.96%)	0 (0.00%)	0 (0.00%)	0 (0.00%)	0 (0.00%)	249 (41.23%)	604
6	388 (94.17%)	24 (5.83%)	412 (99.04%)	4 (0.96%)	412 (97.87%)	5 (1.52%)	2 (0.61%)	0 (0.00%)	0 (0.00%)	0 (0.00%)	416 (51.94%)	801
7	307 (95.64%)	14 (4.36%)	321 (97.87%)	5 (1.52%)	321 (99.26%)	3 (0.74%)	0 (0.00%)	0 (0.00%)	0 (0.00%)	0 (0.00%)	328 (55.59%)	590
8	370 (91.36%)	35 (8.64%)	405 (99.26%)	3 (0.74%)	405 (98.89%)	3 (0.84%)	1 (0.28%)	0 (0.00%)	0 (0.00%)	0 (0.00%)	408 (46.36%)	880
9	335 (94.37%)	20 (5.63%)	355 (98.89%)	3 (0.84%)	355 (98.14%)	6 (1.59%)	1 (0.27%)	0 (0.00%)	0 (0.00%)	0 (0.00%)	359 (40.94%)	877
10	355 (95.95%)	15 (4.05%)	370 (98.14%)	6 (1.59%)	370 (97.80%)	10 (2.00%)	1 (0.20%)	0 (0.00%)	0 (0.00%)	0 (0.00%)	377 (57.47%)	656
11	470 (95.92%)	20 (4.08%)	490 (97.80%)	10 (2.00%)	490 (99.44%)	2 (0.56%)	0 (0.00%)	0 (0.00%)	0 (0.00%)	0 (0.00%)	501 (56.17%)	892
12	453 (95.57%)	21 (4.43%)	474 (99.79%)	1 (0.21%)	474 (98.17%)	6 (1.83%)	0 (0.00%)	0 (0.00%)	0 (0.00%)	0 (0.00%)	475 (58.93%)	806
13	359 (94.47%)	21 (5.53%)	380 (98.45%)	5 (1.30%)	380 (97.89%)	13 (1.96%)	1 (0.15%)	0 (0.00%)	0 (0.00%)	0 (0.00%)	386 (49.49%)	780
14	620 (95.38%)	30 (4.62%)	650 (97.89%)	13 (1.96%)	650 (99.01%)	3 (0.60%)	2 (0.40%)	0 (0.00%)	0 (0.00%)	0 (0.00%)	664 (57.99%)	1145
15	475 (95.19%)	24 (4.81%)	499 (99.01%)	3 (0.60%)	499 (99.04%)	4 (0.96%)	0 (0.00%)	0 (0.00%)	0 (0.00%)	0 (0.00%)	504 (57.53%)	876
16	402 (97.10%)	12 (2.90%)	414 (99.04%)	4 (0.96%)	414 (98.17%)	6 (1.83%)	0 (0.00%)	0 (0.00%)	0 (0.00%)	0 (0.00%)	418 (62.67%)	667
17	305 (94.72%)	17 (5.28%)	322 (98.17%)	6 (1.83%)	322 (98.33%)	6 (1.44%)	1 (0.24%)	0 (0.00%)	0 (0.00%)	0 (0.00%)	328 (55.59%)	590
18	393 (95.62%)	18 (4.38%)	411 (98.33%)	6 (1.44%)	411 (98.86%)	5 (0.95%)	1 (0.19%)	0 (0.00%)	0 (0.00%)	0 (0.00%)	418 (53.59%)	780
19	498 (95.77%)	22 (4.23%)	520 (98.86%)	5 (0.95%)	520 (99.44%)	2 (0.56%)	0 (0.00%)	0 (0.00%)	0 (0.00%)	0 (0.00%)	526 (59.23%)	888
20	339 (95.22%)	17 (4.78%)	356 (99.44%)	2 (0.56%)	356 (98.27%)	10 (1.57%)	1 (0.16%)	0 (0.00%)	0 (0.00%)	0 (0.00%)	358 (59.37%)	603
21	590 (94.25%)	36 (5.75%)	626 (98.27%)	10 (1.57%)	626 (99.22%)	3 (0.78%)	0 (0.00%)	0 (0.00%)	0 (0.00%)	0 (0.00%)	637 (61.67%)	1033
22	363 (94.78%)	20 (5.22%)	383 (99.22%)	3 (0.78%)	383 (98.65%)	6 (1.01%)	2 (0.34%)	0 (0.00%)	0 (0.00%)	0 (0.00%)	386 (54.60%)	707
23	509 (94.79%)	28 (5.21%)	537 (99.44%)	3 (0.56%)	537 (98.55%)	4 (0.75%)	0 (0.00%)	0 (0.00%)	0 (0.00%)	0 (0.00%)	540 (54.71%)	987
24	550 (94.18%)	34 (5.82%)	584 (98.65%)	6 (1.01%)	584 (99.40%)	2 (0.40%)	1 (0.20%)	0 (0.00%)	0 (0.00%)	0 (0.00%)	592 (58.04%)	1020
25	471 (95.15%)	24 (4.85%)	495 (99.40%)	2 (0.40%)	495 (98.70%)	3 (0.78%)	2 (0.52%)	0 (0.00%)	0 (0.00%)	0 (0.00%)	498 (49.45%)	1007
26	358 (93.96%)	23 (6.04%)	381 (98.70%)	3 (0.78%)	381 (98.78%)	4 (0.98%)	1 (0.24%)	0 (0.00%)	0 (0.00%)	0 (0.00%)	386 (46.01%)	839
27	361 (89.14%)	44 (10.86%)	405 (98.78%)	4 (0.98%)	405 (99.17%)	1 (0.21%)	3 (0.62%)	0 (0.00%)	0 (0.00%)	0 (0.00%)	410 (53.46%)	767
28	465 (96.88%)	15 (3.13%)	480 (99.17%)	1 (0.21%)	480 (99.55%)	1 (0.22%)	1 (0.22%)	0 (0.00%)	0 (0.00%)	0 (0.00%)	484 (55.13%)	878
29	431 (97.07%)	13 (2.93%)	444 (99.55%)	1 (0.22%)	444 (98.79%)	5 (1.21%)	0 (0.00%)	0 (0.00%)	0 (0.00%)	0 (0.00%)	446 (61.69%)	723
30	386 (94.38%)	23 (5.62%)	409 (98.79%)	5 (1.21%)	409 (99.28%)	4 (0.72%)	0 (0.00%)	0 (0.00%)	0 (0.00%)	0 (0.00%)	414 (49.23%)	841
31	530 (96.36%)	20 (3.64%)	550 (99.28%)	4 (0.72%)	550 (99.19%)	3 (0.81%)	0 (0.00%)	0 (0.00%)	0 (0.00%)	0 (0.00%)	554 (57.35%)	966
32	346 (93.77%)	23 (6.23%)	369 (99.19%)	3 (0.81%)	369 (98.75%)	4 (1.00%)	1 (0.25%)	0 (0.00%)	0 (0.00%)	0 (0.00%)	372 (44.71%)	832
33	368 (93.16%)	27 (6.84%)	395 (98.75%)	4 (1.00%)	395 (98.21%)	4 (0.89%)	4 (0.89%)	0 (0.00%)	0 (0.00%)	0 (0.00%)	400 (48.19%)	830
34	413 (94.08%)	26 (5.92%)	439 (98.21%)	4 (0.89%)	439 (98.61%)	4 (0.80%)	3 (0.60%)	0 (0.00%)	0 (0.00%)	0 (0.00%)	447 (50.28%)	889
35	470 (94.95%)	25 (5.05%)	495 (98.61%)	4 (0.80%)	495 (98.95%)	3 (0.79%)	1 (0.26%)	0 (0.00%)	0 (0.00%)	0 (0.00%)	502 (49.41%)	1016
36	345 (91.76%)	31 (8.24%)	376 (98.95%)	3 (0.79%)	376 (98.12%)	7 (1.31%)	3 (0.56%)	0 (0.00%)	0 (0.00%)	0 (0.00%)	380 (49.80%)	763
37	495 (94.65%)	28 (5.35%)	523 (98.12%)	7 (1.31%)	523 (99.05%)	3 (0.57%)	2 (0.38%)	0 (0.00%)	0 (0.00%)	0 (0.00%)	533 (51.55%)	1034
38	493 (94.99%)	26 (5.01%)	519 (99.05%)	3 (0.57%)	519 (98.81%)	6 (1.19%)	0 (0.00%)	0 (0.00%)	0 (0.00%)	0 (0.00%)	524 (61.07%)	858
39	476 (94.07%)	30 (5.93%)	506 (98.83%)	3 (0.59%)	506 (98.14%)	5 (1.33%)	2 (0.53%)	0 (0.00%)	0 (0.00%)	0 (0.00%)	512 (51.05%)	1003
40	353 (95.66%)	16 (4.34%)	369 (98.14%)	5 (1.33%)	369 (98.38%)	6 (1.39%)	1 (0.23%)	0 (0.00%)	0 (0.00%)	0 (0.00%)	376 (53.18%)	707
41	394 (92.49%)	32 (7.51%)	426 (98.38%)	6 (1.39%)	426 (99.58%)	2 (0.42%)	0 (0.00%)	0 (0.00%)	0 (0.00%)	0 (0.00%)	433 (52.93%)	818
42	441 (94.03%)	28 (5.97%)	469 (99.58%)	2 (0.42%)	469 (98.66%)	4 (0.67%)	4 (0.67%)	0 (0.00%)	0 (0.00%)	0 (0.00%)	471 (55.94%)	842
43	557 (94.41%)	33 (5.59%)	590 (98.66%)	4 (0.67%)	590 (98.55%)	9 (1.30%)	1 (0.14%)	0 (0.00%)	0 (0.00%)	0 (0.00%)	598 (63.01%)	949
44	647 (95.15%)	33 (4.85%)	680 (98.55%)	9 (1.30%)	680 (98.60%)	6 (1.05%)	2 (0.35%)	0 (0.00%)	0 (0.00%)	0 (0.00%)	690 (58.28%)	1184
45	539 (95.57%)	25 (4.43%)	564 (98.60%)	6 (1.05%)	564 (97.67%)	11 (2.14%)	1 (0.19%)	0 (0.00%)	0 (0.00%)	0 (0.00%)	572 (58.13%)	984
46	486 (96.81%)	16 (3.19%)	502 (97.67%)	11 (2.14%)	502 (98.81%)	6 (1.19%)	0 (0.00%)	0 (0.00%)	0 (0.00%)	0 (0.00%)	514 (57.05%)	901
47	478 (95.60%)	22 (4.40%)	500 (98.81%)	6 (1.19%)	500 (99.27%)	2 (0.36%)	2 (0.36%)	0 (0.00%)	0 (0.00%)	0 (0.00%)	506 (61.62%)	874
48	520 (95.41%)	25 (4.59%)	545 (99.27%)	2 (0.36%)	545 (98.47%)	4 (0.88%)	3 (0.66%)	0 (0.00%)	0 (0.00%)	0 (0.00%)	549 (59.43%)	891
49	581 (96.83%)	19 (3.17%)	600 (98.36%)	7 (1.15%)	600 (98.53%)	4 (0.84%)	3 (0.63%)	0 (0.00%)	0 (0.00%)	0 (0.00%)	610 (69.40%)	879
50	432 (96.00%)	18 (4.00%)	450 (98.47%)	4 (0.88%)	450 (99.39%)	2 (0.40%)	1 (0.20%)	0 (0.00%)	0 (0.00%)	0 (0.00%)	457 (59.43%)	769
51	444 (94.87%)	24 (5.13%)	468 (98.53%)	4 (0.84%)	468 (99.39%)	2 (0.40%)	1 (0.20%)	0 (0.00%)	0 (0.00%)	0 (0.00%)	475 (56.28%)	844
52	467 (94.92%)	25 (5.08%)	492 (99.39%)	2 (0.40%)	492 (98.54%)	6 (1.26%)	1 (0.21%)	0 (0.00%)	0 (0.00%)	0 (0.00%)	495 (63.38%)	781
53	449 (95.33%)	22 (4.67%)	471 (98.54%)	6 (1.26%)	471 (99.07%)	3 (0.93%)	0 (0.00%)	0 (0.00%)	0 (0.00%)	0 (0.00%)	478 (54.68%)	840
54	304 (95.60%)	14 (4.40%)	318 (99.07%)	3 (0.93%)	318 (98.19%)	5 (1.08%)	8 (1.73%)	0 (0.00%)	0 (0.00%)	0 (0.00%)	321 (54.68%)	587
55	431 (95.78%)	19 (4.22%)	450 (97.19%)	5 (1.08%)	450 (98.36%)	5 (1.03%)	3 (0.62%)	0 (0.00%)	0 (0.00%)	0 (0.00%)	463 (57.95%)	799
56	460 (96.03%)	19 (3.97%)	479 (98.36%)	5 (1.03%)	479 (98.70%)	5 (0.93%)	2 (0.37%)	0 (0.00%)	0 (0.00%)	0 (0.00%)	487 (62.68%)	777
57	503 (94.91%)	27 (5.09%)	530 (98.70%)	5 (0.93%)	530 (99.30%)	1 (0.17%)	3 (0.52%)	0 (0.00%)	0 (0.00%)	0 (0.00%)	537 (54.24%)	990
58	551 (96.67%)	19 (3.33%)	570 (99.30%)	1 (0.17%)	570 (99.26%)	4 (0.74%)	0 (0.00%)	0 (0.00%)	0 (0.00%)	0 (0.00%)	574 (64.06%)	896
59	508 (95.31%)	25 (4.69%)	533 (99.26%)	4 (0.74%)	533 (98.81%)	8 (1.19%)	0 (0.00%)	0 (0.00%)	0 (0.00%)	0 (0.00%)	537 (57.80%)	929
60	623 (93.83%)	41 (6.17%)	664 (98.81%)	8 (1.19%)	664 (98.63%)	6 (1.03%)	2 (0.34%)	0 (0.00%)	0 (0.00%)	0 (0.00%)	672 (61.31%)	1096
61	551 (95.66%)	25 (4.34%)	576 (98.63%)	6 (1.03%)	576 (99.11%)	2 (0.36%)	3 (0.54%)	0 (0.00%)	0 (0.00%)	0 (0.00%)	584 (57.59%)	1014
62	516 (92.97%)	39 (7.03%)	555 (99.11%)	2 (0.36%)	555 (98.40%)	3 (0.96%)	2 (0.64%)	0 (0.00%)	0 (0.00%)	0 (0.00%)	560 (56.22%)	996
63	287 (93.18%)	21 (6.82%)	308 (98.40%)	3 (0.96%)	308 (98.34%)	5 (1.38%)	1 (0.28%)	0 (0.00%)	0 (0.00%)	0 (0.00%)	313 (55.60%)	563
64	343 (96.35%)	13 (3.65%)	356 (98.34%)	5 (1.38%)	356 (98.61%)	2 (0.70%)	1 (0.25%)	0 (0.00%)	0 (0.00%)	0 (0.00%)	362 (57.28%)	632
65	273 (96.47%)	10 (3.53%)										

69	562 (96.07%)	23 (3.93%)	585 (97.83%)	7 (1.17%)	6 (1.00%)	0 (0.00%)	0 (0.00%)	0 (0.00%)	598 (59.62%)	1003
70	463 (93.91%)	30 (6.09%)	493 (99.00%)	3 (0.60%)	2 (0.40%)	0 (0.00%)	0 (0.00%)	0 (0.00%)	498 (64.59%)	771
71	462 (97.67%)	11 (2.33%)	473 (98.75%)	3 (0.63%)	3 (0.63%)	0 (0.00%)	0 (0.00%)	0 (0.00%)	479 (59.14%)	810
72	431 (95.99%)	18 (4.01%)	449 (97.19%)	9 (1.95%)	4 (0.87%)	0 (0.00%)	0 (0.00%)	0 (0.00%)	462 (53.78%)	859
73	608 (94.26%)	37 (5.74%)	645 (99.23%)	2 (0.31%)	3 (0.46%)	0 (0.00%)	0 (0.00%)	0 (0.00%)	650 (56.57%)	1149
74	472 (94.59%)	27 (5.41%)	499 (98.62%)	6 (1.19%)	1 (0.20%)	0 (0.00%)	0 (0.00%)	0 (0.00%)	506 (58.91%)	859
75	462 (95.65%)	21 (4.35%)	483 (98.77%)	6 (1.23%)	0 (0.00%)	0 (0.00%)	0 (0.00%)	0 (0.00%)	489 (59.78%)	818
76	543 (97.49%)	14 (2.51%)	557 (99.64%)	2 (0.36%)	0 (0.00%)	0 (0.00%)	0 (0.00%)	0 (0.00%)	559 (52.59%)	1063
77	467 (94.34%)	28 (5.66%)	495 (98.21%)	6 (1.19%)	3 (0.60%)	0 (0.00%)	0 (0.00%)	0 (0.00%)	504 (53.22%)	947
78	324 (95.29%)	16 (4.71%)	340 (98.27%)	4 (1.16%)	2 (0.58%)	0 (0.00%)	0 (0.00%)	0 (0.00%)	346 (56.35%)	614
79	501 (94.53%)	29 (5.47%)	530 (98.88%)	4 (0.75%)	2 (0.37%)	0 (0.00%)	0 (0.00%)	0 (0.00%)	536 (56.30%)	952
80	505 (93.52%)	35 (6.48%)	540 (98.54%)	6 (1.09%)	2 (0.36%)	0 (0.00%)	0 (0.00%)	0 (0.00%)	548 (56.44%)	971
81	555 (94.87%)	30 (5.13%)	585 (97.99%)	8 (1.34%)	4 (0.67%)	0 (0.00%)	0 (0.00%)	0 (0.00%)	597 (59.05%)	1011
82	366 (95.31%)	18 (4.69%)	384 (99.48%)	0 (0.00%)	2 (0.52%)	0 (0.00%)	0 (0.00%)	0 (0.00%)	386 (54.60%)	707
83	356 (96.22%)	14 (3.78%)	370 (99.20%)	2 (0.54%)	1 (0.27%)	0 (0.00%)	0 (0.00%)	0 (0.00%)	373 (54.61%)	683
84	411 (93.84%)	27 (6.16%)	438 (97.99%)	7 (1.57%)	2 (0.45%)	0 (0.00%)	0 (0.00%)	0 (0.00%)	447 (56.16%)	796
85	25 (86.21%)	4 (13.79%)	29 (100.00%)	0 (0.00%)	0 (0.00%)	0 (0.00%)	0 (0.00%)	0 (0.00%)	29 (32.58%)	89
86	51 (87.93%)	7 (12.07%)	58 (100.00%)	0 (0.00%)	0 (0.00%)	0 (0.00%)	0 (0.00%)	0 (0.00%)	58 (46.77%)	124
87	480 (94.86%)	26 (5.14%)	506 (97.68%)	9 (1.74%)	3 (0.58%)	0 (0.00%)	0 (0.00%)	0 (0.00%)	518 (64.03%)	809
88	429 (94.91%)	23 (5.09%)	452 (97.20%)	11 (2.37%)	2 (0.43%)	0 (0.00%)	0 (0.00%)	0 (0.00%)	465 (60.86%)	764
89	403 (96.64%)	14 (3.36%)	417 (99.29%)	2 (0.48%)	1 (0.24%)	0 (0.00%)	0 (0.00%)	0 (0.00%)	420 (56.76%)	740
90	402 (95.71%)	18 (4.29%)	420 (99.29%)	3 (0.71%)	0 (0.00%)	0 (0.00%)	0 (0.00%)	0 (0.00%)	423 (54.51%)	776
91	478 (95.79%)	21 (4.21%)	499 (99.40%)	2 (0.40%)	1 (0.20%)	0 (0.00%)	0 (0.00%)	0 (0.00%)	502 (59.98%)	837
92	506 (95.29%)	25 (4.71%)	531 (99.07%)	3 (0.56%)	2 (0.37%)	0 (0.00%)	0 (0.00%)	0 (0.00%)	536 (56.96%)	941
93	361 (93.04%)	27 (6.96%)	388 (97.73%)	9 (2.27%)	0 (0.00%)	0 (0.00%)	0 (0.00%)	0 (0.00%)	397 (61.36%)	647
94	292 (93.59%)	20 (6.41%)	312 (98.42%)	4 (1.26%)	1 (0.32%)	0 (0.00%)	0 (0.00%)	0 (0.00%)	317 (61.20%)	518
95	207 (97.64%)	5 (2.36%)	212 (98.60%)	2 (0.93%)	1 (0.47%)	0 (0.00%)	0 (0.00%)	0 (0.00%)	215 (54.71%)	393
96	32 (91.43%)	3 (8.57%)	35 (100.00%)	0 (0.00%)	0 (0.00%)	0 (0.00%)	0 (0.00%)	0 (0.00%)	35 (0.00%)	0
97	37 (100.00%)	0 (0.00%)	37 (97.37%)	1 (2.63%)	0 (0.00%)	0 (0.00%)	0 (0.00%)	0 (0.00%)	38 (0.00%)	0
Tot.	40429 (95.03%)	2113 (4.97%)	42542 (98.70%)	416 (0.97%)	145 (0.34%)	0 (0.00%)	0 (0.00%)	0 (0.00%)	43103 (55.88%)	77129

Sono considerati e stampati come votanti e elettori solo quelli delle sezioni scrutinate.
Le percentuali dei voti SI e NO sono calcolate rispetto al totale dei voti validi,
mentre le restanti percentuali sono calcolate rispetto al totale votanti.